

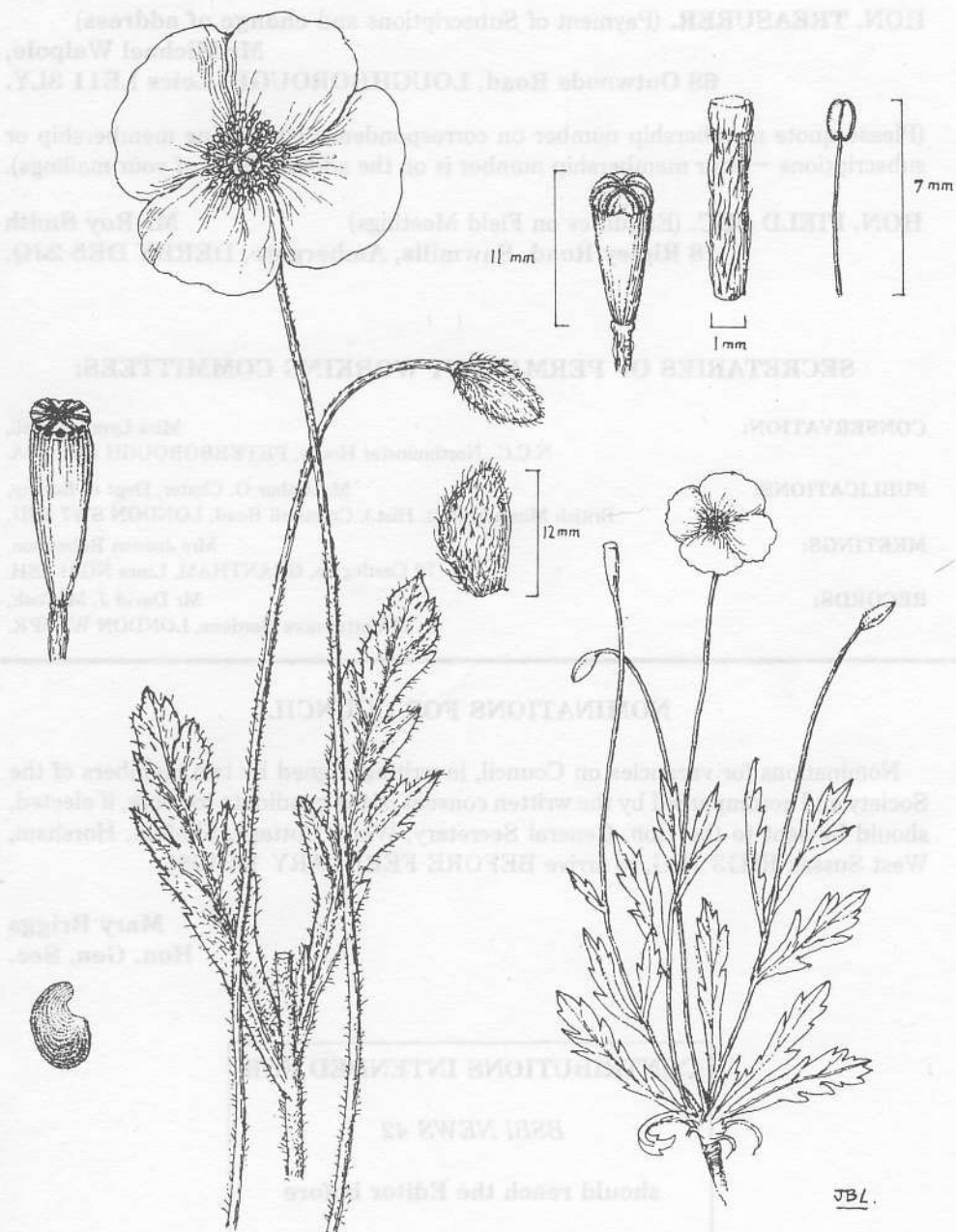
B.S.B.I. NEWS

Edited by EDGAR D. WIGGINS

Cowpasture, Felixstowe IP11 9RD.

Dec 1985

No.41



Papaver atlanticum (Ball) Coss.

del. J.B. Latham

© 1983

ADMINISTRATION

HON. GEN. SEC. (General Enquiries) **Mrs Mary Briggs, M.B.E.,**
White Cottage, Slinfold, HORSHAM, West Sussex RH13 7RG.

HON. TREASURER. (Payment of Subscriptions and **change of address**)
Mr Michael Walpole,
68 Outwoods Road, LOUGHBOROUGH, Leics LE11 3LY.

(Please quote membership number on correspondence concerning membership or subscriptions — your membership number is on the address label of your mailings).

HON. FIELD SEC. (Enquiries on Field Meetings) **Mr Roy Smith**
8 Ripley Road, Sawmills, Ambergate, DERBY DE5 2JQ.

SECRETARIES OF PERMANENT WORKING COMMITTEES:

CONSERVATION: Miss Lynne Farrell,
N.C.C., Northminster House, PETERBOROUGH PE1 1UA.

PUBLICATIONS: Mr Arthur O. Chater, Dept of Botany,
British Museum (Nat. Hist.), Cromwell Road, LONDON SW7 5BD.

MEETINGS: Mrs Joanna Robertson,
70 Castlegate, GRANTHAM, Lincs NG31 6SH.

RECORDS: Mr David J. McCosh,
13 Cottesmore Gardens, LONDON W8 5PR.

NOMINATIONS FOR COUNCIL

Nominations for vacancies on Council, in writing, signed by two members of the Society and accompanied by the written consent of the candidate to serve, if elected, should be sent to the Hon. General Secretary, White Cottage, Slinfold, Horsham, West Sussex RH13 7RG, to arrive **BEFORE FEBRUARY 1st 1986.**

Mary Briggs
Hon. Gen. Sec.

CONTRIBUTIONS INTENDED FOR

BSBI NEWS 42

should reach the Editor before

10th FEBRUARY 1986

HON. GEN. SEC.'S NOTES

Subscriptions

It is always with reluctance that subscription rates are raised, and the increase to £12.50 for 1986, passed at the AGM in May 1985, prompts thoughts of comparative values, e.g. for £12.50 one could buy:-

One tankful of petrol for a smallish car.

A 2nd class day return rail ticket from London to Coventry (approx).

A modest dinner for two.

One rather ordinary shirt,

and with £1.50 added it will buy an Excursion Flora of the British Isles, or with 45p added it will buy a Frampton Flora,

Two or three cassettes or 2½ 36 x 35 mm colour transparency films OR . . . one year's ordinary subscription to BSBI!

British Ecological Society Small Ecological Project Grant (SEPG)

I was pleased to note that a BSBI member, Dr. David Slingsby, (an exhibitor at BSBI Exhibition Meetings in 1984 and 5) had been awarded a B.E.S. Grant for travel to the Faeroes for comparative ecological and morphological studies of subspecies of *Cerastium arcticum* in Shetland and Faeroe Islands. Other members who may be interested to apply for an S.E.P. Grant should write for an application form to: The British Ecological Society (SEPG), **Burlington House, Piccadilly, London W1V 0LQ**. Closing dates for applications are 1 January, 1 April, 1 July, and 1 October in each year, and decisions will normally be announced about six weeks after the relevant closing date.

D.O.E. Leaflet on Plant Imports.

A new leaflet warning plant collectors and traders of the strict import, export and sale controls on rare plant species, has been published by D.O.E. with colour illustrations the leaflet reminds of stricter controls now in on cyclamen, cacti and orchid species in particular. At the same time it encourages the propagation of rare plants from seed as a way of helping with conservation. Travellers may obtain copies, free of charge, from: Endangered Species Branch, Department of the Environment, Room 11/05, Tollgate House, Houlton Street, BRISTOL BS2 9DJ.

Ecological Park

The William Curtis Ecological Park which has successfully and usefully filled the inner City of London site near Tower Bridge, while this was temporarily vacant for the past 8 years, will now disappear under the planned development. However in 1986 the much larger Rotherhithe Ecological Park in Surrey Docks will open, for similar research in urban ecology and conservation, and as a centre for visitors.

MARY BRIGGS

Congratulations

Our sincere congratulations and good wishes to Clive Stace (an Hon. Editor of *Watsonia* 1972-1984), who has been awarded a personal chair as Professor of Plant Taxonomy in the University of Leicester.

A day meeting on: **THE ISLES OF SCILLY** - their biological future will be held by the Linnean Society of London on **13 February, 1986 11.00 am**.

The programme will include papers on the **Shores of Scilly, Scillonian Dogwhelks indicate exposure, and Sublittoral habitats and communities in the Isles of Scilly**.

There will also be a botanical paper by Mrs. Rosemary Parslow (BSBI Recorder for the Isles of Scilly).

BSBI members are invited to this joint meeting of the Linnean Society and the British Ecological Society, and any members who wish to attend are asked to write for further details to:

The Executive Secretary, The Linnean Society of London, Burlington House, Piccadilly, LONDON W1V 0LQ, as soon as possible.

Professor J.P.M. Brenan

As Pat Brenan was a Past President of this Society, there will be a BSBI donation to his Memorial Fund, which will be to further botanical exploration. Any members wishing to contribute individually also, should send to:

The Pat Brenan Memorial Fund, c/o Mr. R.M. POLHILL, Royal Botanic Gardens, Kew, RICHMOND, Surrey TW9 3AE.

MARY BRIGGS

DEATHS OF DR. RONALD MELVILLE AND MR. KENNETH AIRY SHAW

As well as the untimely death of the Society's former President, **Professor J.P.M. Brenan**, the Society and Kew have suffered two other serious losses this summer. **Dr. Ronald Melville**, for many years the BSBI referee for *Rosa* and *Ulmus* and noted for having developed and established the use of rose hip syrup during World War II when Citrus fruit was unobtainable, died at the age of 82 on 5th August.

Kenneth Airy Shaw, who was a notable amateur entomologist as well as a professional botanist, contributed to many country floras and is perhaps best known as the author of the expanded and authoritative **Dictionary of Flowering Plants & Ferns** eds. 7 & 8, died on 19th August aged 83. Both had been members of the Society for over 60 years, Ronald Melville having joined in 1924 and Kenneth Shaw in 1922! Obituaries will appear elsewhere. Donations in memory of Ronald Melville should be made to **World Wildlife Fund (UK), Panda House, 11/13 Ockford Road, Godalming, Surrey GU7 1QU**. A fund entitled the "**Airy Shaw Memorial Fund**" has been set up within Kew's Bentham-Moxon Trust to which donations in his memory should be sent **c/o Royal Botanic Gardens, Kew, Richmond, Surrey, TW9 3AE**.

PETER GREEN, c/o The Herbarium, Royal Botanical Gardens, Kew, RICHMOND, Surrey.

We have an updated List of Recorders published for distribution with *Watsonia* 16:1. This current list replaces the list of 1982 and incorporates all 6 supplements published in *BSBI News* since.

A change not announced previously is to VC 57 Derbyshire. With regret **Kathleen Hollick** has to resign as Recorder, due to ill health, and with our good wishes to her for a speedy recovery to mobility, we send our grateful thanks to Kathleen for 36 years as a Recorder, who has exercised splendid stewardship of Derbyshire records since 1949.

At the same time please note that **Ailsa Lee** is transferring from VC 39 Staffordshire to Derbyshire, Mrs. Lee, 3 Rosliston Road, Stapenhill, BURTON-ON-TRENT, Staffs. DE15 9JR will now be Recorder for VC 57 Derbyshire, (thus VC 39 Staffordshire is temporarily vacant). We are also pleased to welcome **Mrs. Marjorie Wainwright** as new Recorder for VC 47 Montgomeryshire.

NOTE TO COUNTY RECORDERS

As I have not replied individually to them may I send collective thanks to the Recorders who have all sent their Postcodes in response to my request - for inclusion in the current list. Some, particularly those living in remote areas, sounded mystified at the need for the codes, but could I explain that although at present they are not of apparent importance at the *receiving* end, they are however becoming so at the *posting* end. An increasing number of post boxes in the large towns are now "for post-coded letters only"; and at many of the larger sorting offices there is a noticeable **delay to letters without the postcode** in the address.

NOTE TO RECORDERS AND OTHER MEMBERS INVOLVED IN LOCAL RECORDING

One of the functions of the Records Committee is to keep a Register of local surveys in progress, and of floras, supplements and checklists in preparation. It is very helpful if those involved in local recording can keep us informed of progress. The Society is anxious to assist with publicity for local Flora publications, and for this, anticipated publication dates are helpful and often necessary for booking into the mailing schedules.

BSBI PANEL OF REFEREES AND JUDGES

Ulmus: for the present will have no Referee. *Rorippa*: **T.C.G. Rich**, Dept. of Botany, The University, LEICESTER LE1 7RH will tackle this group in addition to *Barbarea* for which he is already Referee. Tim will be pleased to look at specimens of *Rorippa* if sent with mature fruits and seeds; any which are particularly difficult to determine he will send to our member in Uppsala, Dr. Bengt Jonsell, who has specialised in this group.

Rosa: We are left now with only one Referee for this taxing genus, but **Rev. G. Graham, The Vicarage, Hunwick, Crook, Co. Durham DL15 0JU** has agreed to accept specimens, on condition that he is not expected to return bundles of specimens, as he does not have facilities for packing large parcels. Gordon has written helpful notes on the collection of specimens of roses (page 24) but PLEASE NOTE in particular the request that senders should keep duplicate specimens with a reference number, sending him a list of these ref. nos. with s.a.e. for reply. (Also please note Mr. Graham's pertinent comment on STAMPS! PLEASE REMEMBER STAMPS for reply with enquiries to referees).

We send our thanks to **John Trist**, who, although he has resigned from the Records Committee, has kindly offered to continue to keep the card index of Referees and Specialists updated, so that a new list can be published and distributed to members in due course.

MARY BRIGGS Hon. Gen. Sec.

DAVID J. McCosh Hon. Sec. Records Committee.

SOME PLANT ASSOCIATIONS OF HOLDERNESS & S.E. YORKS

by Eva Crackles

"Lordings, ther is in Yorkshire, as I gesse
A marshy contree called Holderness" Chaucer

Holderness is composed of boulder clay, interspersed with considerable quantities of gravel and sand, deposited by the retreating ice at the end of the last Ice Age.

In Chaucer's time there were several meres and extensive marshes. But the area was not all wet. Ridges and mounds of higher ground rose above the marshes.

Spurn Point

At the S.E. corner of Holderness, there has been a succession of long narrow sand spits, each lasting some 250 years. It is widely predicted that the present spit, Spurn Point, is in imminent danger of destruction.

Spurn fascinates. It is a 3½ mile finger of sand lying between sea and river. To stand on the narrowest part of Spurn, with an unimpeded view in both directions, is an unforgettable experience. Not noted for its national rarities, its vegetation is nevertheless remarkable. Sea and river shores, disturbed sand and fixed dunes, salt-marshes regularly inundated or rarely so, with a brackish canal and whose banks constitute a diversity of conditions matched supporting a like diversity of vegetation, exceptional in so short a stretch of coast-line. 340 species of vascular plants have been recorded for Spurn since the Second World War, of which over a tenth are vice-county rarities, remarkable figures considering the small acreage involved. Some species do not persist; whole communities may vanish into the sea, but additional species arrive -36 since 1978!

Rabbit-grazed short-turf is a precious habitat at Spurn, greatly reduced in extent since the advent of myxomatosis and the subsequent spread of Sea Buckthorn. The most notable short-turf species are: *Cerastium diffusum*, *Erophila praecox*, *Myosotis ramosissima*, *Trifolium scabrum*, *T. striatum*, *T. suffocatum* and *Vicia lathyroides*. Suffocated Clover is at its absolute northern limit, some fifty miles from the next locality.

Eryngium maritimum is locally abundant at the narrow neck, whilst *Calystegia soldanella* trails down the sandy slopes between the Marram clumps, here and near the lighthouse. *Cakile maritima* and *Phleum arenarium* also occur on bare sand, the latter in its only vice-county locality.

Calcicoles occurring on fixed dunes include: *Anacamptis pyramidalis*, *Blackstonia perfoliata*, *Carex caryophyllaea* and *Inula conyzia*.

An extensive hollow, inundated by sea-water but rarely, is an unusual habitat with local rarities to match. *Desmazeria marina* and *Parapholis incurva* both occur in some quantity, whilst *Sagina maritima* is in abundance.

Sea coast

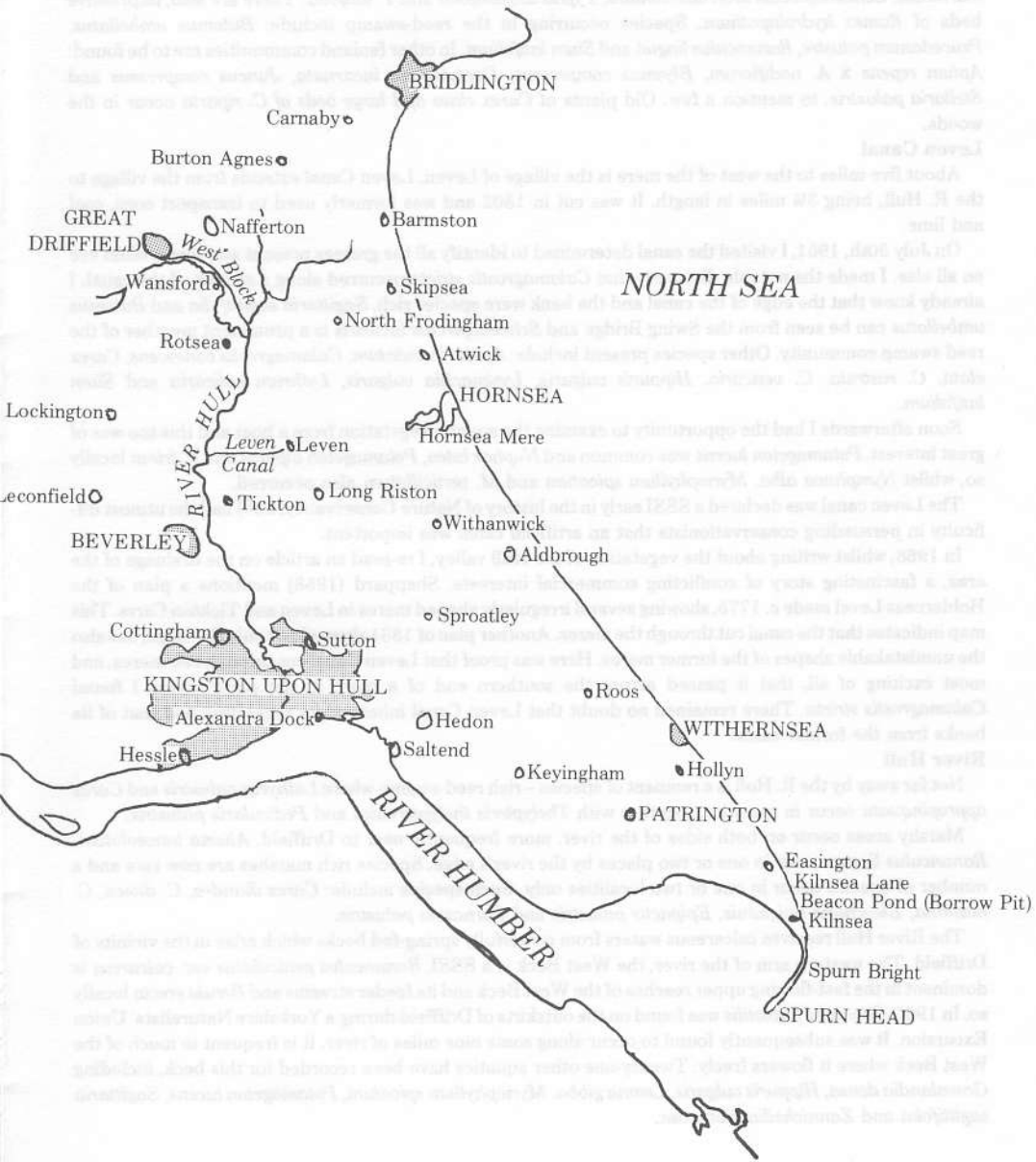
I know no other place which is subject to change to the extent that Spurn is. There has been a dramatic loss of land on the seaward side of Kilnsea Warren in the northern part; a fresh-water pond and its marsh have disappeared. But the sea gives as well as takes. Tidal pools with *Ruppia maritima* have appeared. Several additional species were introduced by the floods of the 1978/9 winter. A plant of *Glaucium flavum* turned up on the roadside, together with numerous plants of *Salsola kali*, normally confined to the river shore, all brought in by river-water breaking over the peninsula and surging up the road. At the same time two patches of *Silene maritima* appeared in river-side dunes. Both the Yellow Horned-poppy and the Sea Campion have only rarely been seen on the Holderness coast and that almost two hundred years ago. *Polypodium interjectum* also turned up in the dunes in 1979 and has persisted in the only locality in the vice-county.

After the severe flooding of February, 1953, the construction of a bank by the R. Humber, at the northern part of Spurn, resulted in the cutting of a canal. An abundance of *Ranunculus baudotii* soon appeared and the colonization of the bare bank and the marshy edge of the canal was a fascinating process, including the arrival of *Carex extensa* and *Juncus maritimus* in quantity. *C. extensa* was already known in the area, but was rare, whilst *J. maritimus* had only been recorded once before in the vice-county, just south of Bridlington, eighty years before.

Spurn is part of the Spurn Head to Saltend Flats SSSI, the intertidal flats being locally rich in invertebrates which in turn support large numbers of estuarine birds. Extensive beds of both *Zostera noltii* and *Z. angustifolia* occur in Spurn Bight. The salt-marshes are not extensive and not noted for rarities, *Cochlearia anglica* is the rarest species. On the land-ward side of the Humber bank are brackish pools, stretches of canal and marshes. *Oenanthe lachenalii*, *Carex distans*, *C. extensa* and *C. divisa* occur, the latter in its

northernmost localities. Some species, not normally coastal, are at or near their northern limit on the Humber bank, notably *Lotus tenuis* and *Sison amomum*. *Bupleurum tenuissimum* occurred on the bank until recently, but may have been lost by the building of new grass-seeded stretches of bank.

MAP OF HOLDERNESS, S.E. YORKS.,
V.C.61



Hornsea

Immediately to the north of Spurn, both *Ruppia cirrhosa* and *R. maritima* occur in a borrow pit, whilst *Juncus ambiguus* has recently been found nearby. The rest of the coast consists almost entirely of clay cliffs, which are eroded away at an alarming rate and there is comparatively little botanical interest.

Much of Holderness was drained long ago, is intensively farmed and shunned by botanists.

Hornsea Mere is the last of the Holderness lakes, but is distinguished by being the largest lake in Yorkshire. By the mere and Leven Canal and here and there besides the R. Hull are relics of species – rich fen, with some rarities.

Hornsea Mere is a R.S.P.B. Reserve. It has large areas of reed-swamp. There are extensive beds of *Phragmites australis* whilst more local dominants are: *Calamagrostis canescens*, *Carex acuta*, *Scirpus maritimus*, *Schoenoplectus tabernaemontani*, *Typha angustifolia* and *T. latifolia*. There are also, impressive beds of *Rumex hydrolapathum*. Species occurring in the reed-swamp include: *Butomus umbellatus*, *Peucedanum palustre*, *Ranunculus lingua* and *Sium latifolium*. In other fenland communities are to be found: *Apium repens* x *A. nodiflorum*, *Blysmus compressus*, *Dactylorhiza incarnata*, *Juncus compressus* and *Stellaria palustris*, to mention a few. Old plants of *Carex elata* and large beds of *C. riparia* occur in the woods.

Leven Canal

About five miles to the west of the mere is the village of Leven. Leven Canal extends from the village to the R. Hull, being 3¼ miles in length. It was cut in 1802 and was formerly used to transport corn, coal and lime.

On July 30th, 1951, I visited the canal determined to identify all the grasses present and turn a blind eye on all else. I made the notable discovery that *Calamagrostis stricta* occurred along a stretch of the canal. I already knew that the edge of the canal and the bank were species rich. *Sagittaria sagittifolia* and *Butomus umbellatus* can be seen from the Swing Bridge and *Schoenoplectus lacustris* is a prominent member of the reed swamp community. Other species present include: *Apium inundatum*, *Calamagrostis canescens*, *Carex elata*, *C. rostrata*, *C. vesicaria*, *Hippuris vulgaris*, *Lysimachia vulgaris*, *Lythrum salicaria* and *Sium latifolium*.

Soon afterwards I had the opportunity to examine the aquatic vegetation from a boat and this too was of great interest. *Potamogeton lucens* was common and *Nuphar lutea*, *Potamogeton alpinus* and *P. friesii* locally so, whilst *Nymphaea alba*, *Myriophyllum spicatum* and *M. verticillatum* also occurred.

The Leven canal was declared a SSSI early in the history of Nature Conservancy, but I had the utmost difficulty in persuading conservationists that an artificial canal was important.

In 1968, whilst writing about the vegetation of the Hull valley, I re-read an article on the drainage of the area, a fascinating story of conflicting commercial interests. Sheppard (1958) mentions a plan of the Holderness Level made c. 1775, showing several irregularly shaped meres in Leven and Tickton Carrs. This map indicates that the canal cut through the meres. Another plan of 1831 showed not only the canal, but also the unmistakable shapes of the former meres. Here was proof that Leven Canal cut through two meres, and most exciting of all, that it passed across the southern end of a mere at the place where I found *Calamagrostis stricta*. There remained no doubt that Leven Canal inherited its vegetation and that of its banks from the former carrs.

River Hull

Not far away by the R. Hull is a remnant of species – rich reed-swamp where *Lathyrus palustris* and *Carex appropinquata* occur in quantity, together with *Thelypteris thelypteroides* and *Pedicularis palustris*.

Marshy areas occur on both sides of the river, more frequently near to Driffield. *Alisma lanceolatum*, *Ranunculus lingua* occur in one or two places by the river's edge. Species rich marshes are now rare and a number of species occur in one or two localities only. Such species include: *Carex diandra*, *C. dioica*, *C. hostiana*, *Eleocharis uniglumis*, *Epipactis palustris* and *Parnassia palustris*.

The River Hull receives calcareous waters from powerfully spring-fed becks which arise in the vicinity of Driffield. The western arm of the river, the West Beck is a SSSI. *Ranunculus penicillatus* var. *calcareus* is dominant in the fast-flowing upper reaches of the West Beck and its feeder streams and *Berula erecta* locally so. In 1960, *Oenanthe fluviatilis* was found on the outskirts of Driffield during a Yorkshire Naturalists' Union Excursion. It was subsequently found to occur along some nine miles of river. It is frequent in much of the West Beck where it flowers freely. Twenty-one other aquatics have been recorded for this beck, including *Groenlandia densa*, *Hippuris vulgaris*, *Lemna gibba*, *Myriophyllum spicatum*, *Potamogeton lucens*, *Sagittaria sagittifolia* and *Zannichellia gibberosa*.

Some dykes, particularly in the Hull valley have inherited species from the former fenland. *Hottonia palustris* can still be found flowering in profusion. In some dykes *Sparganium emersum* abounds, whilst *Utricularia vulgaris* and *Eleocharis acicularis* have been found, but rarely. In a dyke at Hollym, near Withernsea fine plants of *Sium latifolium* occur with both Yellow and Purple Loosestrife.

The former botanical riches of the area are poorly documented. Tom Johnson, of herball fame, visited an uncle at the remote hamlet of Rotsea in 1626 and found *Stratiotes aloides* to be plentiful in the ditches. William Whytehead, vicar of Atwick and Hornsea (1756-1817) noted *Stratiotes* and *Nymphaea alba* in Leven Carrs where he went to fish. Robert Teesdale (1800) in a paper given to the Linnean Society recorded the plants of marshes and dykes near to Beverley, including many of the rarer species I have mentioned. At a time when Bittern could be heard booming from the town, *Lathyrus palustris* occurred abundantly. Other species recorded by Teesdale and not known now are *Sparganium minimum*, *Apium repens* and *Carex lasiocarpa* which occurred in "all the watery places" there.

One now has to travel far and wide in Holderness to find most of the marsh plants and aquatics which grew near Beverley in the 1790s. Species-rich remnants of fen are depressingly few and small in extent. Nevertheless the total list of species still present is impressive. The surviving remnants of fen provide a valuable glimpse of the diversely rich flora of the former extensive fenland. It is important that everything possible is done to protect them. SSSI status does not guarantee protection; two important sites near Driffield have been significantly damaged recently by drainage and road construction.

Hull's urban flora has its own fascination. Inexplicably, large populations of *Dactylorhiza purpurella*, Steph. form B, flourish on dock reserves. Alexandra Dock, now disused has several different habitats and is species rich. An area of sand is particularly intriguing. Here *Calluna vulgaris* is dominant, whilst *Vaccinium vitis-idaea* occurs in its only locality in the vice-county and *V. myrtillus* occurs only in one other place. Other species found here which are rarely seen away from the sandy tract of the Vale of York are: *Carex pilulifera*, *Deschampsia flexuosa*, *Festuca tenuifolia*, *Rumex tenuifolius* and *Luzula multiflora*. If anyone can explain why such a plant community occurs within the city he is a "better man than I am, Gunga Din"!

REFERENCES

- CRACKLES, F.E. (1975) The Flowering Plants of Spurn. *The Naturaut*.
SHEPPARD, J.A. (1958) *The Draining of the Hull valley*. East Yorks. Local History Society, York.
TEESDALE, R. (1800) A Supplement to the Plantae Eboracenses. *Trans. Linn. Soc.* 5, 36-93.
London.

- SPNR WILD FLOWER WEEK -

17-26 MAY 1986

WAIT FOR IT!

WATCH FOR IT!

TAKE PART IN IT!

OVERHEARD AT THE LIVERPOOL CONFERENCE 1985

It is a matter of opinion as to whether you've got nerves that really stand out or not . . .

I've been dwindling since Thursday . . .

Leopards *can* change their spots and we are quite prepared to change ours . . .

The Flora Europaea ethos that tradition and commonsense are the best yardsticks . . .

The present fashion for fast Flora-writing . . .

It was a perfectly good weed, but never evolved germination dormancy, so now the poor thing is extinct . . .

A bramble which can go in one eye and out of the other

M.B.

BSBI NETWORK RESEARCH PROJECT
POLYMORPHIC VARIATION IN *ARUM MACULATUM* L.

Once again my thanks go to those BSBI members who contributed towards the 1985 phase of the *Arum maculatum* survey. The survey results were as follows:

Total number of survey forms (1984-85) - 191

Total number of survey forms (1985) - 46

Number of forms with Dulux Matchmaker Card Data - 12

Ratio cline data - 4 samples.

IMPORTANT NOTICE

It is intended that 1986 will be the **FINAL** year of this survey! In view of this, all those BSBI members who still have uncompleted survey forms (every member received a survey form in 1984) are warmly invited to participate in this national survey. Also, members are here reminded that one of the privileges of the BSBI membership is the opportunity to assist with Network Research Projects. The survey form itself requires very little effort to complete - an hour or so is more than sufficient. Finally any member who wishes to provide further records may obtain spare forms from the author.

FINAL INSTRUCTIONS

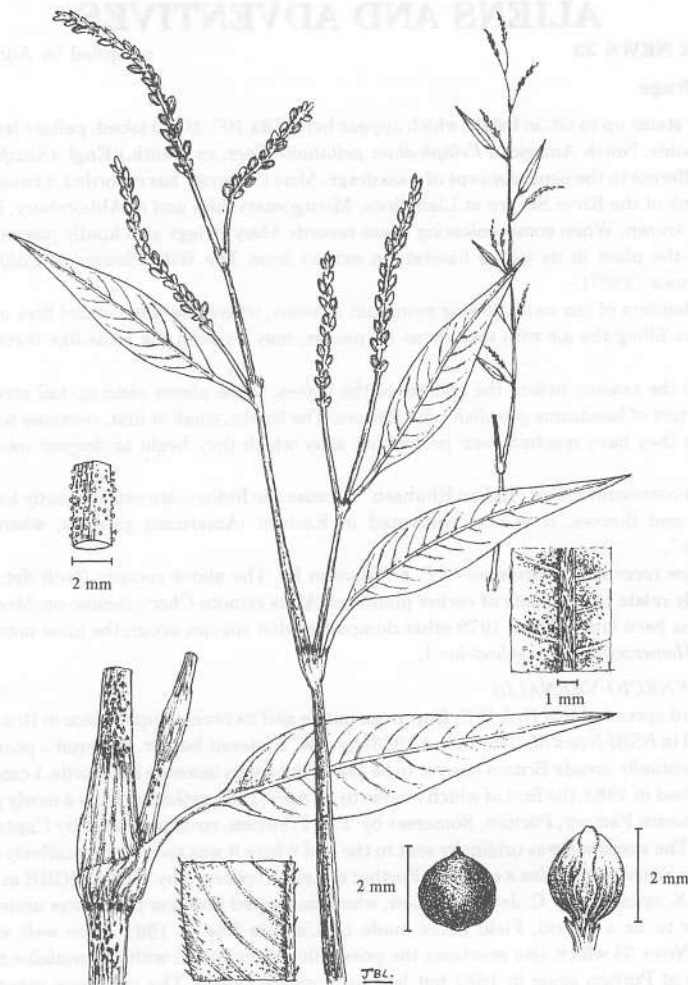
1. Records must be accompanied by a full six-figure grid reference.
2. A study of previous survey form date entries has shown that it is advisable to sample populations of *A. maculatum* in May and preferably during the latter part of the month.
3. Members are instructed to adopt the procedure outlined in *BSBI News* No.39 (p.18) when assessing leaf and spadix colour. Dulux shade cards are proving to be a very useful aid in this survey as the data kindly provided by the Yoredale Natural History Society clearly shows:

Spadix colour-form Variation (Freeholder's Wood, Carperby, Wensleydale, v.c.65).

Card No.	Shade No.	Shade	(n)	Colour Description
6	1355	Mulberry	2	Purple
11	1278	Jasper	2	Purple & Other (i.e.brown)
11	1110	Cashew	1	Other (i.e.brownish)
30	1136	Clay	1	Other (i.e.clay)
30	1061	Bittern	1	Other (i.e.brown)

Obviously, the above data is far more informative than a simple colour label ('purple' etc.) and I would therefore, greatly appreciate further records in the coming season.

PHILIP HARMES, 21 Newthorn Place, BUCKLEY, Clwyd CH7 2EY



Polygonum glabrum L. del. J.B. Latham © 1985

MORE POLYGONUM NEWS

In November, 1984, J.M. Mullin found plentiful *Polygonum glabrum* Willd. on disturbed ground near Speakers Corner, Hyde Park (Middx) where it was growing in association with *Myosoton aquaticum*, *Rumex palustris*, and *Phalaris canariensis*, pointing to birdseed origin. J.B. Latham, who provides the illustration, also found it sparingly on Greenhithe tip, N.W. Kent in 1984; here it was growing with *Chenopodium ambrosioides*.

It is distinguished by the glands on the upper stems; yellow, hairlike thorns on the edges of the leaves and on the main vein beneath, and the acuminate tip of the leaf. The BSBI Handbook mentions it briefly but provides no illustration.

J.M. MULLIN, British Museum (Nat. Hist.), Cromwell Road, LONDON, S.W.7

J.B. LATHAM, 15 Mayford Road, LONDON SW12.

ALIENS AND ADVENTIVES

ADVENTIVE NEWS 32

compiled by Adrian L. Grenfell

A giant saxifrage

With flower stems up to 6ft. in height which appear before its 10", 10-15 lobed, peltate leaves on roughly hairy 30" petioles, North American *Peltiphyllum peltatum* (Torr. ex Benth.) Engl. (*Saxifraga peltata*) is clearly very different to the usual concept of a saxifrage. Miss C. Jarratt has recorded it twice recently: from the muddy bank of the River Severn at Llanidloes, Montgomeryshire and at Abbotsbury, Dorset where it has long been known. When communicating these records Mary Briggs also kindly passed on this lyrical description of the plant in its native habitat, an extract from *The Wild Flowers of California* by Mary Elizabeth Parsons (1907):-

"Upon the borders of our swift-flowing mountain streams, where the water-ouzel flies up and down all day, sometimes filling the air with melody as he passes, may be seen the lotus-like leaves of this great saxifrage.

... Early in the season, before the coming of the leaves, these plants send up tall stems with dense, branching clusters of handsome purplish-pink flowers. The leaves, small at first, continue to grow until late summer, when they have reached their perfection; after which they begin to deepen into the richest of autumn hues.

This plant is commonly called "Indian Rhubarb" because the Indians are extravagantly fond of the stalks of the leaves and flowers. It is now cultivated in Eastern (American) gardens, where it thrives in artificial ponds".

There are few recorded occurrences of *P. peltatum* in Br. The above records (both det. E.J. Clement) almost certainly relate to remnants of earlier plantings. At its remote Charterhouse-on-Mendip, Somerset site where it has been known since 1979 other dumped garden species occur, the most notable of which is the Day-Lily, *Hemerocallis lilioasphodelus* L.

MORE ON *SENECIO VERNALIS*

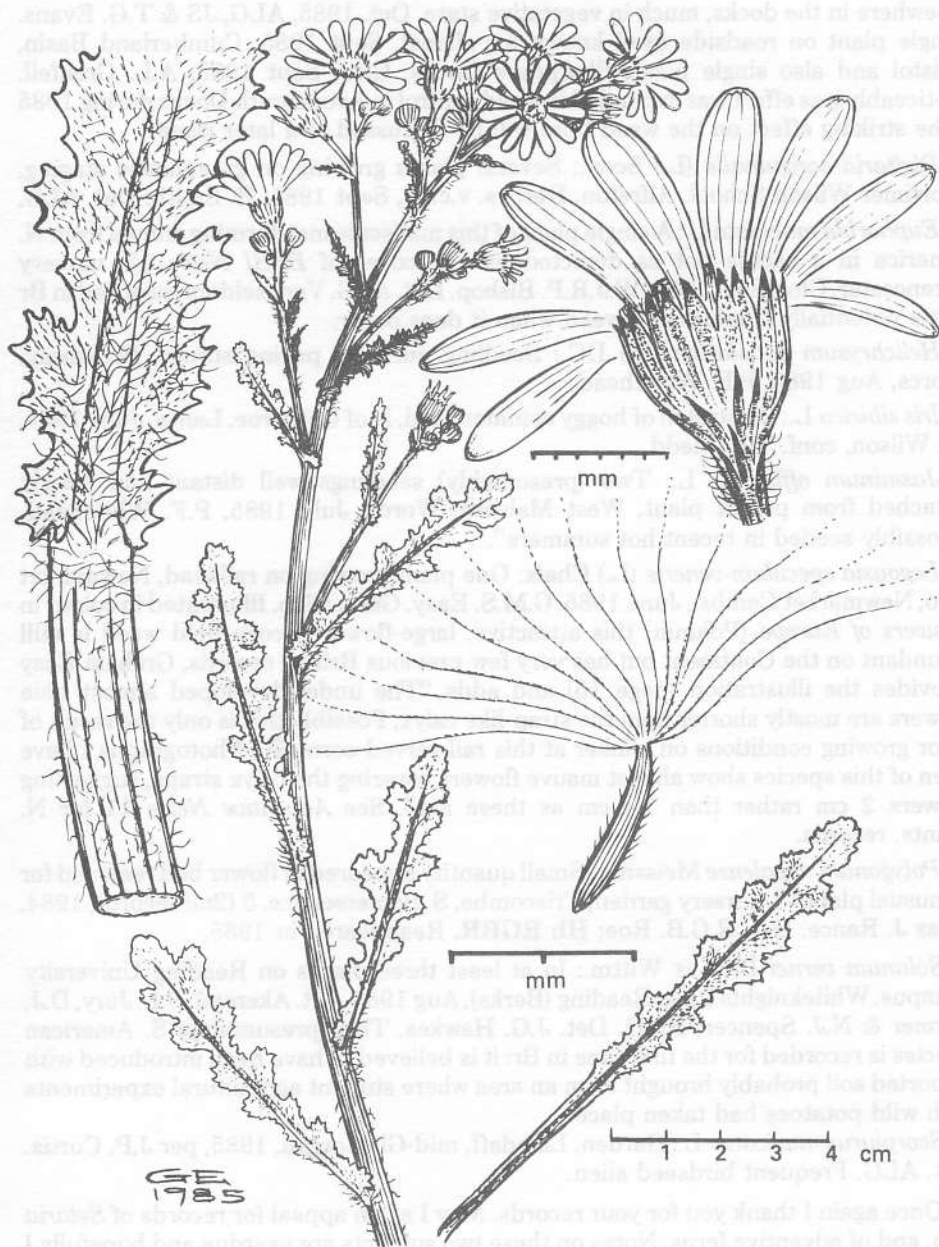
The westward spread of this E. & E.C. European native and its recent appearance in Britain has already been discussed in *BSBI News* 35 (December 1983) by J.W. Kadereit but Dr. Kadereit's postulation that *S. vernalis* will eventually invade Britain has yet to be borne out by an increase in records. I can add just three to those published in 1983, the first of which relates to an April 1981 gathering from a newly grassed area at the Royal Ordnance Factory, Puriton, Somerset by T.T. Freeston, communicated by Captain R.G.B. Roe and det. ALG. The specimen was originally sent to the BM where it was seen and tentatively determined by E.J. Clement as *Senecio squalidus* x *vulgaris*. Further material, collected by TTF & RGBR in May 1981 was determined as *S. squalidus* by C. Jeffrey at Kew, who commented however that it was unusually hairy but did not appear to be a hybrid. Field notes made by Captain Roe in 1981 agree well with Kadereit's description in *News* 35 which also mentions the possibility of confusion with *S. squalidus* x *vulgaris*. The plant was seen at Puriton again in 1982 but has not appeared since. The two more recent records also involve introduction with grass seed: about ten plants in a small newly-sown lawn in a Penzance garden, April 1984, Miss M. Devereau & Dr. L.S. Garrad, det. LSG and a scattered colony about 50m. long, where it was noticeably more abundant in the barer areas among (young) trees, disused pit system, Fen Drayton Cambs., May 1985. The finder, our artist G.M.S. Easy, seized the opportunity to produce the excellent illustration which is reproduced on page 13. Mr. Easy referred to the tall, narrowly erect habit of the plant which seemed characteristic. The area had apparently been reseeded in 1984 for amenity use.

Another introduced *Senecio*, the ubiquitous Oxford Ragwort, *S. squalidus*, was reported by J. Harris per Dr. L.S. Garrad as abundant in a farmyard at Bride, Isle of Man in June 1985 whence it was believed to have arrived on the sections of a second-hand farm building imported from the mainland. Perhaps it will now obtain a foothold on Manx ground - it strangely failed to do so following its first record in 1982.

LINARIA MAROCCANA IN CORNWALL

I am indebted to K.L. Spurgin for the following note:-

Linaria maroccana Hook. f. will be known to gardeners as a small, pretty toadflax of complex parentage. It was first noted in West Cornwall in 1981 at Tuckingmill, SW 64 (KLS). Two further records, at Wheal United tip, SW 74 (KLS) and as a garden weed at Truro, SW 84 (KLS) indicate that it may be increasing as a casual. A possible source of introduction was reported in 1985: Mr. & Mrs. James of Newlyn East, SW 85 found it in a lawn sown with grass seed from a national supermarket chain (comm. Cornwall Trust for Nature Conservation). (*L. maroccana* is a known constituent of birdseed - ALG).



Senecio vernalis Waldst. & Kit.

del. G.M.S. Easy © 1985

Mixed bag

Beckmannia eruciformis (L.) Host : In considerable quantity on disused railway lines, Avonmouth Docks, Bristol, Avon, Aug. 1985, A.L. Grenfell & J. Scott. Abundant elsewhere in the docks, much in vegetative state, Oct. 1985, ALG, JS & T.G. Evans. Single plant on roadside (well known for aliens), Sept 1985, Cumberland Basin, Bristol and also single plant, Sharpness Docks, Glos, Sept 1985, A.L. Grenfell. Noticeably less effort was expended in weed control in Avonmouth Docks during 1985 - the striking effect on the weed flora will be discussed in a later issue.

Digitaria sanguinalis (L.) Scop.: Several plants growing on greenhouse staging, Mortimer Wilson School, Alfreton, Derbys. v.c.57, Sept 1985, R. Smith. Det. ALG.

Euphorbia maculata L.: A single plant of this miniscule mat-forming annual from N. America in a cactus pot as depicted on the cover of *BSBI News* 13, nursery Cirencester, Glos, Sept 1985, W.J.R.P. Bishop. Det. ALG. Very seldom recorded in Br but a potentially troublesome weed when it does occur.

Helichrysum petiolatum (L.) DC.: Seedling amongst paving stones, Broadway, Worcs, Aug 1985, P.F. Whitehead.

Iris sibirica L.: On stretch of boggy common land, N of Clitheroe, Lancs, June 1985, M. Wilson, conf. T.F. Medd.

Jasminum officinale L.: Two (presumably) seedlings well distant and clearly detached from parent plant, West Malvern, Worcs, July 1985, P.F. Whitehead. "Possibly seeded in recent hot summers".

Legosia speculum-veneris (L.) Chaix: One plant growing on railhead, Newmarket Silo, Newmarket Cambs., June 1985. G.M.S. Easy. Grain alien. Illustrated in colour in *Flowers of Europe* (Polunin) this attractive, large-flowered corn field weed is still abundant on the Continent but has very few previous British records. Graham Easy provides the illustration (page 15) and adds "The under-developed almost blue flowers are mostly shorter than the strap-like calyx. Possibly this is only the result of poor growing conditions on clinker at this rail-served corn silo. Photographs I have seen of this species show almost mauve flowers covering the calyx straps, suggesting flowers 2 cm rather than 1½ cm as these are". See *Adventive News* 11 for N. Hants. records.


Polygonum nepalense Meissner: Small quantity appeared in flower bed reserved for "unusual plants"!, nursery garden, Triscombe, S. Somerset, v.c. 5 (2nd record), 1984, Miss J. Rance. Det. R.G.B. Roe; **Hb RGBR**. Reappeared in 1985.

Solanum vernei Bitt. ex Wittm.: In at least three places on Reading University Campus, Whiteknights Park, Reading (Berks), Aug 1985, J.R. Akeroyd, S.L. Jury, D.J. Farmer & N.J. Spencer, **RNG**. Det. J.G. Hawkes. This (presumably) S. American species is recorded for the first time in Br: it is believed to have been introduced with imported soil probably brought from an area where student agricultural experiments with wild potatoes had taken place.

Scorpiurus muricatus L.: Garden, Llandaff, mid-Glamorgan, 1985, per J.P. Curtis. Det. ALG. Frequent birdseed alien.

Once again I thank you for your records. May I again appeal for records of *Setaria* spp. and of adventive ferns. Notes on these two subjects are overdue and hopefully I shall be able to produce them for *Adventive News* 33 together with news of some very interesting 1985 records. I continue to receive requests for my 5" x 3" record slips but stocks are far from exhausted yet! SAE please.

ADRIAN L. GRENFELL, 19 Station Road, Winterbourne Down, BRISTOL, BS17 1EP.



Legousia speculum-veneris (L.) Chaix del. G.M.S. Easy © 1985

A FIELD OF FUMITORIES

On the 17th June 1985, I visited a field of five acres near Mill House, by Fen Road, Bassingbourn, Cambs. v.c. 29 (G.R. 52/323449) with which I had been familiar all my life. For at least thirty years it had grown crops of cereals or potatoes and had been regularly sprayed with herbicides. In this particular year the crop was onions, and to my surprise the whole length and breadth of the field was a sea of fumitories.

I spent several hours looking the field over and found the great majority of the plants were *Fumaria officinalis* L. All were referable to the subsp. *wirtgenii* (Koch) Arcangeli, but there were two distinct varieties var. *wirtgenii* (Koch) Hausskn. and var. *minor* Hausskn. Here and there were a few plants of *F. densiflora* DC. There were very few weeds of other species.

The field was sprayed with herbicides three times, and the bulk of the fumitories were killed off, but some survived, particularly round the margin of the field which was not sprayed, and in the patches scattered about the field where the spray had missed.

I was not able to examine thoroughly the field again until about the 12th September, 1985. The commonest species then was *F. densiflora*, which occurred in great patches. *F. officinalis* var. *wirtgenii* and var. *minor* were fairly frequent and I found a few plants of *F. vaillantii* Lois. All the plants I examined fell exactly into the four taxa, which is what one would expect from self pollinating plants. Other weeds were still infrequent, although *Euphorbia exigua*, *E. peplus* and *E. helioscopia*, *Polygonum arenastrum* and *Viola arvensis* occurred round the margins of the field.

There is a present day tendency to orientate the naming of plants round the species. Botanists struggle to name cytospecies which are poorly morphologically differentiated and completely ignore clear-cut varieties. Past generations of botanists did not do so as will be seen if some of the older country floras are consulted. There is little doubt that the identification of fumitories is made easier if all the taxa, including subspecies and varieties, rather than just the species are considered. Of the four taxa growing in this particular field, the most frequent mistake made is that *F. officinalis* subsp. *wirtgenii* var. *minor* is taken for *F. vaillantii*. Standing in the field in bright autumn sunshine the facies of the four taxa were quite distinct.

F. densiflora is the easiest to distinguish. The broad nearly orbicular sepals (2.5-3.5 x 2.0-3.0 mm) not only gives the inflorescence a dense, rather fat, characteristic shape, but have much white in them which, against the pink of the petals, gives the racemes a dappled appearance. The fruits are subglobose and rounded-obtuse at the apex.

F. officinalis subsp. *wirtgenii* var. *wirtgenii* has the deepest pink flowers of the four taxa and the racemes are narrower and more lax than in *F. densiflora*. Its leaves are only slightly glaucous. When examined in detail the sepals are 1.5-2.0 x c. 1 mm and the fruits rounded-truncate, but not retuse.

F. officinalis subsp. *wirtgenii* var. *minor* is a much more glaucous plant with distinctly paler flowers. The corolla is 6-7 mm and as in all variants of *F. officinalis* the wings of the upper petal are blackish-red. In detail, the sepals are 1.5-2.0 x c. 1 mm and the fruits retuse at the apex.

At first glance *F. vaillantii* looks very like *F. officinalis* subsp. *wirtgenii* var. *minor* with glaucous leaves and very pale pink flowers. Although the flowers are only 1 mm smaller (5-6 mm) they do look smaller when *minor* is there for comparison, and even paler pink, particularly as the blackish-red on the upper petal is often nearly or quite

absent. In detail, the sepals are minute (c. 1 mm) and the fruits are subrotund with a rounded obtuse apex. The fruits of all variants of *F. officinalis* are broader than long and have a truncate or retuse apex. H.W. Pugsley (1912) in his account of the British Fumitories recognised *F. vaillantii* var. *chavini* (Reuter) Rouy & Fouc. which was a more robust plant with longer racemes and brighter coloured flowers (cf. Sowerby, *Eng. Bot. Suppl.* no. 2877 (red-flowered form)). I have never seen such a form living and do not see any difference in the specimens named by Pugsley. One of the localities given for var. *chavini* is the Gogmagog Hills near Cambridge (v.c. 29). Before the widespread use of herbicides, fumitories were abundant in the fields on these Hills but all the *F. vaillantii* I saw was of the same kind as I had seen elsewhere.

The four fumitories seen in the field at Bassingbourn are the ones most likely to be seen in east and south-east England. In most cases there will be only a few plants scattered along headlands or in places where herbicide spray has missed, but occasionally one will find an area of disturbed land, as when road widening has taken place, in which they are abundant.

The other species which one is likely to come across in this area and which I have in the past seen in the field at Bassingbourn, is *F. parviflora* Lam. This is easily distinguished in the field by its small (5-6 mm) white flowers which are sometimes pink tinted, but never entirely pale pink like *F. vaillantii*. There are three fruit variants in *F. parviflora* which are worth recording. In var. *parviflora* the apex is rounded-obtuse with a persistent apiculus. In var. *acuminata* Clavaud the apex is acute, and in var. *symei* Pugsley the well-marked keel is drawn into a short notched beak.

The question arises as to why there should suddenly be such a large population of fumitories at Bassingbourn almost uniformly distributed over the entire field. The fruits of fumitories have a hard outer case and can long remain viable in the soil. In most years only scattered plants, mostly round the headland, have been seen, although numbers would be slightly higher when the crop was potatoes than when it was cereals. One plant can produce a lot of seeds providing it is not sprayed before it reaches maturity. These seeds would get moved about in the soil during the process of cultivation and might explain the distribution of plants over the entire field. Nevertheless, allowing for a yearly germination of some plants, it would take a considerable time to build up a population such as was present in 1985. The field is within a stones throw of where I have lived all my life and is an area I regularly walk by. I have been interested in fumitories since the early 1950's and would have noticed if there had ever before been such a prolific crop. There remains the point as to why so many plants should germinate in the same year. I can only suggest that the wet, mild spring and early summer combined with a different system of spraying by herbicides because the crop was onions may have brought about the desired circumstances. In the farmer's opinion the pre-emergent spray used dealt with most of the other weeds, but not the fumitories. Also, that the emergent sprays did not deal with them satisfactorily either, and they used a tractor hoe and pulled a lot of them by hand. They said they were able to use a "stronger" spray for cereals which got rid of most of them.

ACKNOWLEDGEMENTS

I am grateful to Claude Standen and Sons for permission to look at plants on their land.

REFERENCES

Pugsley, H.W. (1912). The Genus *Fumaria* L. in Britain. *Jour. Bot. (London)* 50, Suppl. 1, 1-76.

P.D. SELL, Botany School, University of Cambridge, CAMBRIDGE, CB2 3EA.

Hedge Veronica (*Hebe* x *franciscana*) and allies in Britain

No British field botanist has, alas, yet taken up the challenge of the genus *Hebe*, as was advocated by P.S. Green in *Plants wild and cultivated* (1973), pp. 164-166, although one nurseryman has, viz. Graham Hutchins, of County Park Nursery, Hornchurch, Essex. His inexpensive booklet, *Hebe and Parahebe* (1979) is well worth buying.

In spite of excellent work by P.S. Green, late of RBG, Kew, the situation is still much confused and often incorrect in the literature. Both *CTW2* and *Flora Europaea*, 3 are too 'old' to follow, since the most important paper, by PSG, was in *Watsonia*, 9:371-372 (1973). He states therein that *H. x franciscana* (Eastwood) Souster (*H. elliptica* x *speciosa*) is the common species "naturalized in Devon, Cornwall (including the Isles of Scilly) and the Channel Islands" and that all Br records of *H. x lewisii* refer to this taxon. Yet, J.E. Lousley, in *Flowering plants and ferns in the Isles of Scilly*, revised edn (1975) chose to ignore this! Worse still, the mighty, American *Hortus Third* (1976) does not even mention *H. x franciscana*, named after its own city, San Francisco, where it is also naturalized.

H. x franciscana is now known to be much more widely distributed in Britain, with the 'best' localities in western Britain. It self-seeds prolifically, apparently always coming true from seed, and thus behaving like a true species. (Why, then, may we not drop the hybrid symbol?). All Br and Hb records of its two parents appear to be referable to this hybrid, according to my researches and queries (although doubt does surround some records). It is illustrated by a coloured photograph (No. 6) in *Wild flowers of the Channel Islands* (1975). The common plant is said to be cv. 'Blue Gem', and all those that I have seen have been consistently coloured, "the same beautiful deep blue shade", as P. Hackney put it (see below).

Until recent years, almost all Irish records have been traditionally determined as *H. speciosa*, as, e.g., in the *Census catalogue of the flora of Ireland* (1972). Back in 1979, I chased up one record of *H. speciosa* published in *Irish Nat. J.*, 18:280 (1976), as "Naturalized on sand dunes at Portavogie, Co. Down". The specimens, kindly sent to me by the finder, P. Hackney, proved to be identical to British *H. x franciscana* plants. Miss M. Scannell (Glasnevin) and Prof D.A. Webb have since confirmed my surmise that all Irish material appears to be of this hybrid: not surprisingly, I hear that D. McClintock was the first to make this discovery (but failed to publish it?). Currently, then, no-one knows bona fide *H. speciosa* in the wild in Ireland.

Other *Hebe* spp. certainly occur in Br and Hb. *H. salicifolia* is especially well naturalized, but not so the others. I hesitate to mention their names for fear of introducing yet more errors into the literature, but I will make just one exception:

Hebe cv. 'Autumn Glory': Llanaber, Merioneth, vc. 48, J.A. Webb, coll. as *V. "speciosa"*, October 1941. NMW. Det. P.S. Green, July 1972. (I confess that when I studied this voucher, in July 1981, I considered it to be a 'starved' form of *H. x franciscana*. The petioles were quite glabrous, yet the leaf margins were minutely puberulent - typical of *H. elliptica* and its hybrids - and the twigs were bifariously pubescent. Presumably, I was in error!)

Please do NOT send specimens to me. There is a challenge here for *someone* to find and determine both parents of *H. x franciscana*, and to reinstate them onto our Br and Hb lists! . . . and to investigate all the other taxa!

ERIC J. CLEMENT, 13 Shelford, Burritt Road, KINGSTON-ON-THAMES, Surrey KT1 3HR.

ACID RAIN

We have received an unusually large number of queries from members about the "blight" now affecting trees over a wide area of the Continent and thought to be caused by smoke and chemical emission from the British Isles. To give members some official and up to date information we quote below a press statement from the Forestry Commission issued in August 1985.

FOREST HEALTH AND AIR POLLUTION - 1984 SURVEY

The main aims of the survey were firstly, to assess major species in order to see whether symptoms comparable to those found in German forests affected by the "new" forest decline occurred in Britain; and secondly, to assess any such symptoms objectively in order to explain them in terms of site conditions with particular reference to atmospheric pollution. The species assessed were Norway spruce (*Picea abies*) which is regarded as an important indicator species in Germany and which would provide a link with Continental surveys, Sitka spruce (*Picea sitchensis*) because it is the principal tree planted in upland Britain and Scots pine (*Pinus sylvestris*) because of its wide distribution.

The report outlines the recent history of forest decline in Central Europe and reminds us that there is still no agreement on its causes. It discusses the difficulties of assessing damage and detecting year-to-year changes in the health of forest trees. The criteria for stand selection and the assessment procedure are described. The most important characteristics assessed were crown density, on the five-point West German scale; the age of the oldest needles; and foliage yellowing, which is a common and novel feature of the decline in Norway spruce in West Germany.

No needle yellowing of the West German type was found. There was a strong regional effect both for crown density and needle age, but it has not proved possible, on the information available, to separate differences associated with environmental factors from bias associated with particular teams of surveyors.

Scots pine and Norway spruce tended to hold their needles longer at higher altitudes, an effect noted elsewhere for Norway spruce. These two species tended however to have less dense crowns where rainfall was higher.

Scots pine held its needles longer in the higher sulphur deposition zones, but there was a suggestion that Sitka spruce had less dense crowns where sulphur deposition was high.

Both spruces, in terms of needle life and crown density, appear reassuringly healthy. Many Scots pine stands were much less dense in the crown than might be expected, but in many instances this was associated with well-known pests and diseases and climatic influences; so no new phenomena were reported. Many countries surveying Scots pine have reported difficulties in interpretation owing to its naturally light-foliaged crown.

Almost all the stands that were surveyed were between the ages of 30 and 45, and this age group comprises a good proportion of the country's stands of these species of that age or older. Furthermore the stands will become increasingly representative of older crops at each re-survey. A single survey is of limited usefulness in detecting changes in forest health, but sets a datum for future surveys; the same stands will be re-surveyed in 1985.

Further information is given in: Forestry Research and Development Paper 142 *Forest Health and Air Pollution: 1984 Survey* (price £1.40 plus 25p postage and packing) from Publications Section, Forestry Commission, Forest Research Station, Alice Holt Lodge, Wrecclesham, Farnham, Surrey, GU10 4LH.

Spearworts not for uprooting

A member living in the South of England reports that three people were apprehended on a well known Nature reserve, carrying three bucketsful of Greater Spearwort (*Ranunculus lingua*). They were subsequently fined £30 with £12 costs by local magistrates under Section 13 of the Wildlife and Countryside Act 1981. (for security reasons the name and address of the contributor, and the locality where the incident took place are not being disclosed. It does however emphasise the need for vigilance, Ed.)

SELFHEALS (*PRUNELLA* spp.) IN BRITAIN

Prunella laciniata (L.) L. is normally stigmatized as being "Probably introduced. First recorded 1887" (quoting from CTW2:748). Both of these statements I consider incorrect.

Certainly, some records of *P. laciniata* are of alien origin. Its seeds are "occasionally brought in with clover seed" (E.J. Salisbury, *Weeds and aliens*, 2nd edn (1964), p. 220), but so, too, are the seeds of the undisputed native *P. vulgaris*. Nor does the ease with which it can hybridise itself out of existence, should *P. vulgaris* be close by, mitigate against its endemic status. (Our native *Ranunculus reptans* behaves similarly. So, too, does *Apium repens*?). *P. laciniata* is a very rare inhabitant of dry, calcareous downland in southern England. (Our common *P. vulgaris* prefers damper habitats). The old floras of Surrey, Kent, Somerset, etc., list it in such areas as "native", and I see no potent reason to query this opinion.

The earliest records of *P. laciniata* in Britain have been undoubtedly overlooked as "*Prunella vulgaris*, white variety". With minimal effort, I have traced one such record, given in *Midland Naturalist*, 1:136 (1878). Therein, F.T. Mott records this variety from Birstal Hill, Leicester; his description is commendable, and leaves no doubt as to its true identity with *P. laciniata*. It reads as follows:

"In this neighbourhood it occurs in one locality only, an old pasture field on the slope of a low ridge of boulder clay . . . large creamy-white flowers . . . are much more elegant and showy than the purple ones . . . I think it deserves to be introduced into gardens . . . The leaves are all narrower than those of the common form; the lower leaves oblong-lanceolate and toothed at the base, the upper ones narrow and linear, some pinnatifid with linear segments, others merely toothed, the teeth projecting at right angles from the blade".

The above reference now stands as the first British record. Who can predate it?

P. grandiflora (L.) Scholler appears never to have been recorded as a British alien, which seems difficult to believe. It first appeared in British gardens as early as 1596 (RHS *Dict. Gardening*), and as late as 1924 (G. Bentham & J.D. Hooker, *Handbook British Flora*, 7th edn) it was considered (p. 365) as "often cultivated in cottage-gardens". Its hortol vogue now appears to have waned, as I have yet to see it in any garden! I do, however, believe that we have one good record, bequeathed by the late W. Langham, from the railway embankment near Beaulieu Road Station in the New Forest (S. Hants), two very large plants found in mid-July 1971. Is it still there? It was published in the BNA's *Country-side*, 21 (n.s.):536 (1971) as an "Unusual variety of Selfheal (*Prunella* sp.)". The flowering spike was "about 2 inches by 1¼ inches, the individual mauve flowers being three times the size of a well grown common selfheal". Curiously, neither the B.M. (London), nor the RHS Gardens (Wisley), suggested this obvious identity when an invidious 'scrap' was submitted to them at that time.

The only other alien *Prunella* species on record for Britain is *P. pennsylvanica* Willd., but this appears to be only a N. American variant of *P. vulgaris*.

I would much welcome records of any alien *Prunella* spp., whether published or not, that have escaped my attention.

ERIC J. CLEMENT, 13 Shelford, Burritt Road, KINGSTON-UPON-THAMES, Surrey KT1 3HR.

NOTICES

(BSBI (official) Notices)

THE HISTORY OF THE SOCIETY

Our President's history of the Society is now with the printer and will be published to coincide with the sesquicentenary celebrations in May 1986. Its title will be *The Botanists: The History of the Botanical Society of the British Isles through a hundred and fifty years*. We are grateful to all those members who responded to our appeal and sent in suggestions for the title. We most regretfully passed over *Botanical Exchanges*, submitted by Mrs. Irene Weston, solely because the allusion would have escaped the general public. *The Botanists* was suggested by Jeremy Greenwood of Quiller Press, and seems to us to hint just a little at the elements of suspense and intrigue that are very much part of the story. David Allen has written a compulsively readable and even racy account of our intermittently turbulent history. He does full justice to many colourful figures such as Watson and Druce, who did so much to shape both our Society and the botany of their times, and also sets the story firmly in the social and scientific context of the period.

The book will be published as a copiously illustrated hardback by St. Paul's Bibliographies, and we hope it will be made available to members for around £10 by means of a pre-publication offer to be sent out with the April 1986 mailing.

A.O. CHATER

Hon. Sec., Publications Committee.

WELSH BULLETIN No.42

This, the Autumn 1985 issue, is given over largely to R. Gynn Ellis *Welsh Plant Records 1983-84*, arranged. English readers will gladly note according to the OLD Welsh Country names.

Following an obituary appreciation of Arthur Edward Wade, there is the Editorial by I.K. Morgan and some additional notes to his Carmarthenshire pteridophytes. Other articles: are *The aftermath of a Pembrokeshire field excursion in June 1984* by J.B. Evans; *The flora of Denbigh Castle*, a site of 12 acres, occupied for more than 700 years and harbouring 180 species of which some 40 are aliens is contributed by Jean A. Green; *BSBI Meeting to Cwn Glas July 6 1984* is described by N. Brown. Doug Moncur appeals to any who may have experience with the use of home micro-computers in botanical work, to contact him at Llysdydd Field Centre, Newbridge-on-Wye, Powys, LD1 6NB. John Atkins writes as a professional librarian to commend the production of C.A. Sinkers *Ecological Flora of the Shropshire Region*. Finally, notice is given of Mrs. Marjorie Wainwright's appointment as Recorder for v.c.47 in place of Doris Pugh; also the publication of *A supplement to the Flowering Plants and Ferns of Angelsey* by R.H. Roberts.

AUTUMN IN CUMBRIA

As already announced BSBI has in 1986 two Conference meetings on consecutive weekends: SEPTEMBER 5-7, 1986, St. Martin's College, LANCASTER - Recorder's meeting for VC Recorders and other interested members, and SEPTEMBER 12-14, Pollock Halls, University of EDINBURGH - The Long tradition, joint meeting with the Society of the History of Natural History.

For any member who may be considering attending both meetings, and could spend the weekdays September 8-11 in Northern England, Dr. Geoffrey Halliday has kindly offered to organize field recording meetings in Cumbria for these days. If you would like to take up this offer please write to: Dr. G. Halliday, Dept. of Biological Sciences, The University, LANCASTER LA1 4YQ.

A FULL-TIME CONSERVATION OFFICER FOR BOTANY

The CONSERVATION ASSOCIATION OF BOTANICAL STUDIES (CABS) on which representatives of the British Bryological, Lichenological, Phycological and Pteridological Societies, and the Botanical Society of Edinburgh sit together with members of the BSBI, have appointed Nicholas Stewart (28) as full-time Conservation Officer. Nick Stewart is BSBI Recorder for v.c. 87 and a competent field botanist. He was until appointed by the CABS, acting ARO with NCC for Angus and Dundee. He takes up his post on 1 January, 1986 and will be based at the South London Botanical Institute, 323 Norwood Road, London SE24 9AQ. Funds to meet his salary and expenses have been provided equally by the NCC and the WWF(UK).

The BSBI played a leading role in setting up CABS in order to employ such an officer who could bring together the expertise from the specialist botanical Societies and present substantial botanical evidence for the cause of conservation in Britain. Nick Stewart will be known to some of us and we hope soon to many more. We wish him well in his new and challenging job.

J. MONTGOMERY, Hon. Sec. CABS, c/o Salters' Hall, Fore Street, LONDON EC2Y 5DE

PLANT LIFE OF THE LIZARD PENINSULA

A weekend course from Friday, 16th May 1986, 9.00 pm to Sunday, 18th May, 3.30 pm, at The Lizard Hotel. Fee (£54.50)

The unique flora of the Lizard Peninsula has fascinated botanists for decades. The geology and soil are interesting with characteristic features of the ultrabasic. This course will introduce participants to the plants and the ecology of the area and the results of recent research will be included. Most of the time will be spent in the field. The Tutors will be Dr L. Frost and Dr A. Byfield. Prior enrolment is essential on this course. For further information and enrolment, apply to Dr D.J. Hill, Department of Extra-Mural Studies, University of Bristol, Wills Memorial Building, Queen's Road, BRISTOL BS8 1HR. Telephone: Bristol (0272) 303030.

ZOSTERA FIELD MEETING

The date for the above in the Severn Estuary in 1986 could not be given until the publication of the Tide table for 1986. This shows that the best date coincides with the Recorders' conference so I have chosen the second best time which is in August not September as first suggested.

Saturday, August 23rd.

STUDY OF ZOSTERA spp. in SEVERN ESTUARY.

Only the fit should apply. Wellingtons essential. Full details from:-

Mr. GWYNN ELLIS, NATIONAL MUSEUM of WALES, CARDIFF.

TETRAD MAPPING of the FLORA of MONMOUTHSHIRE (Gwent) PROGRESS REPORT

At least 155 of the 418 tetrads have been started in this five year recording scheme. Over 40 recorders have been enlisted to help, though field workshops will be arranged in 1986 to aid recognition, particularly with such groups as grasses, sedges, rushes and ferns for a number of the less knowledgeable recorders.

Preliminary records suggest that most V.C.35 tetrads should provide at least 200 species, excluding members of the critical groups, with the best tetrads supplying over 450 species, as with Elsa Wood's Tintern tetrad, which stands at 454, including a new V.C. record of *Chenopodium hybridum* L.

A tetrad of mine had *Oenanthe pimpinelloides* L. which is a new V.C. and Welsh record.

May I again appeal to the neighbouring and visiting botanists to fill in a Welsh field card for a tetrad in V.C.35 when in the area. Cards from me available on request.

A meeting of participants (including prospective ones) will be held 7-9pm at the LECTURE THEATRE, USK COLLEGE of AGRICULTURE on Friday 21st March. Helpers welcome.

T.G. EVANS, La Cuesta, Mounton Rd., CHEPSTOW, Gwent NP6 5BS.

FORTHCOMING MEETINGS OF THE BRITISH BRYOLOGICAL SOCIETY

April 2nd - 9th, 1986.

Spring field meeting, East Dereham, Norfolk. Local Secretary: Mr. R. Stevenson, 111 Wootton Road, King's Lynn, Norfolk PE30 4DJ.

July 23rd - 29th, 1986.

Summer field meeting (1st. week), Fort William. Local Secretary: Mr. G.P. Rothero, Benmore Centre, By Dunoon, Argyll, Scotland.

July 30th - August 5th, 1986.

Summer Field Meeting (2nd. week), Gairloch, Wester Ross. Local Secretary: Mr. D.G. Long, Royal Botanic Garden, Edinburgh EH3 5LR.

For details see B.B.S. Bulletin 47.

RECORDING ROSA

Nomenclature and Identification

The best names for current use for *Rosa* spp. are in *Guide to the Identification of some Difficult Plant Groups*, NCC, 1981, and in *Flora of Moray, Nairn & East Inverness* by Mary McCallum Webster.

Clapham, Tutin & Warburg may also be used, with the following changes:- (1) *R. canina* and *R. dumalis* each include two species, the sequence being *R. canina*, *R. dumetorum*, *R. afzeliana* & *R. coriifolia*. (2) *R. villosa* is replaced by *R. mollis*. (*R. coriifolia* may have to give place to *R. caesia* depending on the identity of a specimen in the Linnean Herbarium).

For hybrid nomenclature see Melville in Stace - "Hybridization and the Flora of the British Isles"

Wolley-Dod's classification will only be used for reference purposes. He lists 200 varieties, many of which are in reality hybrids; some names indeed refer to two or more different hybrids. Whilst some taxa do appear to be worthy of varietal status, much more work needs to be done before their numbers and range can be decided. Extant descriptions are scrappy and inconsistent and nomenclature an almost insoluble problem. As far as recording and detailed mapping in particular are concerned, varieties should be ignored.

Collecting specimens for determination.

Roses are best collected just before the fruit ripens, from mid-August to the end of September or even in October, depending on the season. The collector should in his/her gathering try to give the referee an impression of the complete bush being sampled. For the main species this means a small fruiting spray, together with a 20 cm piece of stem displaying typical armature. (Young growth and old stems are untypical).

If hybridity is suspected those parts of the plant looking odd should also be sampled - aborted or ill-formed fruits; differing types of armature, leaflets, or fruit, on the same plant; clustered prickles etc.

In any case a short field description should be given, listing those characters which are not apparent to the referee or those which may be changed or lost in transit. Of these the most useful are:

Height and growth form; strong erect stems, slender and arching, tall and arching, trailing, bushy, coarse and scrambling.

Stem colour; green, glaucous, wine-red or with anthocyanin pigmentation.

Odour; crushed portions of glabrous species may result in an aromatic (turpentine) or sweet briar odour, the latter being apparent in hybrids when only a few characteristic glands are present.

In pressed specimens it is most important to note (before pressing) the position of the sepals on the ripening fruit and the stylar-aperture/disc ratio (after pulling out the styles), 1:2, 1:3, 1:5 etc. Dried fruits shrivel somewhat, their styles protrude more, and although the referee may make allowances for these changes he can often only obtain the basic information by dissecting parts of the plant and spoiling the specimen.

Although flowering sprays with incipient fruits make the most attractive herbarium sheets, they are often of little use in critical determinations. Details of flower colour, size and odour are best noted separately, perhaps as a colour photograph attached to the herbarium sheet.

Pressing

To avoid shrivelled leaves or squashed fruits, use extra packing between the fruits and then apply a reasonable amount of pressure. Quick drying over a low heat gives the best results.

Submitting specimens

The present author prefers fresh specimens, gathered as suggested above. Please make duplicate gatherings to avoid the time and labour involved in the repacking and returning of such bulky items. Pressed specimens may be submitted if the referee is first consulted, but many such sheets may prove incapable of certain determination unless the collector has had some knowledge of the genus.

Personal hints

1. Get to know your own area and the main species present; probably nine or fewer in most regions.
2. Learn these species well before overloading the referee with specimens.
3. Examine a whole bush critically before selecting the material to collect.
4. Record only certain identifications; there are plenty of roses in most areas and beginners must learn to ignore aberrant bushes. By all means collect from these in order to understand the genus, but be prepared to end up with '*Rosa* x *hybrid* indet.' or '*Rosa* Y with some genes of Z' and do not record these for mapping schemes. Such biological diversity is not comprehended within present schemes of nomenclature and therefore not amenable to large scale recording. It is easy to revert to a long list of traditional 'varieties', but this is merely to avoid the issue.

SEARCHING FOR SESELI TOMENTOSUM

Seseli is described in *Flora Europaea* as a taxonomically difficult genus and eight of the thirty-four species are said to be particularly obscure.

S. tomentosum is one of these. The fullest account that I have seen is in Degen's *Flora Velebitica* of 1881, and of the few specimens in the major British collections, most are of similar vintage.

'NW Jugoslavia' turns out to be the low-lying karst between Zadar and the mountains. Degen's account, in a mixture of Old German and Latin, reports the plant rather vaguely from the environs of Zadar and Sibenik, and specifically from the stonework of a well serving the ruined castle in Obrovac.

Armed with this information, I set out from Zadar in a hired car on the hot morning of the 30th August. The first few miles of maquis, alternating with crops, soon gives way to harsh low karst. Figs and tortoises are up for sale by the roadside. There are a few flocks of goats, and turkeys, but most of the terrain is undisturbed. Full of Umbelliferae?, rich in *Seseli* and *Peucedanum*? Not a bit of it. There are rich locations but they are very scattered and unpredictable. It soon becomes apparent that only by the grace of God do you find a plant as elusive as *S. tomentosum*.

'Sunnier rocky places between Obrovac and the mouth of the Zrmanja' says Degen. There are a lot of these and for the most part they support only *Daucus carota*, *Foeniculum vulgare* and *Eryngium amethystinum*. I did see a few plants of '*S. tommasinii*' but nothing more, so on to Obrovac and the castle which is on a prominent mound at the edge of the little town. It seems that Obrovac has expanded only modestly since Degen's time, but the castle area has seen the construction of a new main road, two minor ones and some very recent housing which abuts the mound. The well is no more.

I scoured the mound. It is quite rich - *Eryngium amethystinum*, *Orlaya grandiflora* and *Seseli tommasinii*, a species which mimics *S. tomentosum*, is recognised by Degen and Reichenbach but sunk into *S. montanum* in FE. I left the mound via the hen-run of a new house and trudged back up the cutting of the minor road towards the car. As I glanced up into the remains of the bushy, north-facing slope I found myself looking at *Seseli tomentosum*.

Where you see one, look for others. The slope has at least a dozen plants. Anyone who wants to see a green specimen of *S. tomentosum* may now do so at Reading University. They will also observe that it is not conspecific with *S. globiferum*.

M. SOUTHAM, 3, Orchard Park, Holmer Green, HIGH WYCOMBE HP15 6QY.

For the benefit of members unfamiliar with the vegetation types of Eastern Europe Mr. Southam has added, at my request, a few notes on those he mentions, although he himself denies any expert knowledge of them, (Ed.).

Garigue. Expanse of low shrub cover, often spiky, usually in patches with hard, bare interspaces.

Maquis. Taller version of garigue, with bushes and low trees, often dense and generally evergreen. The wartime resistance of S. France worked in this terrain and were thus called 'maquis'.

Karst. Limestone pavement which tops much of the Jugoslavian mountainous backbone. At Zadar and Obrovac it is down almost to sea level, rather than elevated, but still laid down in flat plates with many crevices. It generally lacks trees and bushes and is very exposed to the sun. I dare say it resembles County Clare except for the latitude, but I have never been to Ireland so cannot be sure.

This is by common consent one of the two or three most widely naturalised Cotoneasters in Britain, indeed there are areas where it seems more common in the wild than it is in gardens.

A medium sized to large shrub when fully grown with pinkish erect petals and rather stiffly erect branches, it is deciduous but with a tendency to be semi-evergreen (at any rate in early winter) depending on the mildness of the season. Even in severe winters it may well retain a few leaves at the ends of the branches. Fruits red, upright.

The stems are covered with brownish wool when young and the ovate 1" long leaves are a glossy deep green above. The underside of the leaf is a pale shining green thinly covered with appressed white hairs which are not always visible to the naked eye. Specimens have been found naturalised in a few places in W. Kent where the leaf underside has a thicker covering of brownish hairs. Nevertheless the leaf surface beneath still shines through the indumentum and it has not been possible to ascribe such specimens to any other taxon (like *C. newryensis*) at the time of writing.

Although *C. simonsii* is distinctive to those familiar with it, there is strong evidence that it has been over-recorded to the detriment of other naturalised species, probably because it is described more widely in British floras. It is thought that the species most frequently confused with it are *C. franchetii* and *C. dielsianus*, and possibly *C. zabelii* and *C. divaricatus*.

A key to distinguish just these five is given below. All when mature are medium to large sized free standing shrubs, and in common with other species have bright pinkish petals and fruits of some shade of red. It is also known that *C. franchetii* is confused with *C. dielsianus*. upright X

- | | | |
|---|---|--|
| 1. Leaves closely tomentose beneath | 2 | |
| 1. Leaves thinly hairy beneath with appressed white hairs, the pale green leaf surface shining through | 5 | |
| 2. Strictly deciduous. Tomentum under leaves pale green, moderately dense | 3 | |
| 2. Strictly evergreen. Tomentum white to brownish-white, very thick. Leaves elliptic, pointed at both ends | 4 | |
| 3. Leaves broadly oval, more or less blunt (upper ones on a twig sometimes pointed). Lower leaves on twig often much larger. Fruits broadly pear-shaped, dark red, large, pendulous | | <i>C. zabelii</i> |
| 3. Leaves ovate, fairly sharply pointed, more or less all the same size. Fruits round, red. | | <i>C. dielsianus</i> |
| 4. Fruits orange-red, top-shaped, often with flattish sides | | <i>C. franchetii</i> |
| 4. Fruits orange-red to red, round but slightly broader than long, because rather flattened on top. Leaves usually larger, broader, often darker green above | | <i>C. franchetii</i> var <i>sternianus</i> |
| 5. Leaves often semi-evergreen, well pointed. Fruits red, narrowly obovate | | <i>C. simonsii</i> |
| 5. Leaves soon falling, broadly oval to ovate, blunt and mucronate. Fruits dark red, markedly longer than broad, cylindrical, often broader at the top | | <i>C. divaricatus</i> |

(N.B. *C. acuminatus*, which resembles *C. simonsii* in some ways, has so far been found naturalised only in Hampshire, by Mr. R.C. Stern. It has much larger leaves (to 2½" long), with longer acuminate points and will of course be illustrated separately in a later issue.

J.R. PALMER, 19, Water Mill Way, South Darenth, DARTFORD, Kent DA4 9BB.

CHANGES INVOLVING THE BRITISH HERBARIUM

BSBI Members' attention is drawn to some recent changes in the department.

The European and British Sections have now been merged to form a single unit - the EUROPEAN AND BRITISH HERBARIA - although the collections will remain in their current separate locations.

The new section has three members of staff:- Mr. J.R. Press, Mr. J.M. Mullin, and Miss M.J. Short, whom visitors may contact on matters concerning British or European plants. The new section is, along with the General Herbarium, under the general supervision of Mr. A.O. Chater as head of Flowering Plants.

Mr. J. Pankhurst is devoting all of his time to research on the applications of computing to taxonomic problems. Miss P.M. Chorley has joined the General Herbarium and Mr. P.J. Stafford has joined the Palynology Section.

In addition, in connection with a scheme for installing new lifts within the museum, the British Herbarium is to be refurbished. The work is expected to take at least fourteen weeks, perhaps considerably longer. During this period parts of the collections will be inaccessible and, on occasion, the entire herbarium may be closed at short notice.

If you plan to visit the British Herbarium over the next few months please contact Bob Press on 01-589 6323 (ext. 254 or 498), Mike Mullin or Marian Short beforehand to find out if the material you wish to see will be available.

We hope to minimise disruption during this work, and apologise for any inconvenience it may cause.

THE SUFFOLK TRUST FOR NATURE CONSERVATION RESERVE OPEN DAYS

Sunday 4th May, 11am - 4pm	Fox Fritillary Meadow, FRAMSDEN
Sunday 8th June, 11am - 4pm	Rex Graham
Sunday 29th June	Redgrave and Lopham Fens
Sunday 27th July	Carlton Marshes

For further information please contact: FIONA ANDERSON, Development Officer, Suffolk Trust for Nature Conservation, Park Cottage, Saxmundham, Suffolk. Tel. Saxmundham (0728) 3765.

SNAP LESS HAPPY

I was very distressed recently after having photographed three plants of Twiggly Mullein (*V. virgatum*) and the White Moth Mullein (*V. blattaria*) near here where they have been known for many years to find three days later that all three plants had been uprooted. They occurred on two different sites, one large plant was growing on the verge of a main road and was very conspicuous, the other two were in a quiet site, but overlooked by houses. I can only think that someone must have seen me taking the photographs, and then gone and removed the plants. The moral seems to be - if you want to photograph a rare plant - make sure nobody sees you doing it.

I would appreciate your comments on this matter.

DON RICHMOND, Zennor, The Lynch, WINSCOMBE, Avon BS25 1AR.

Yes, and comments from any others. (Ed)

BSBI MEMBERS LEADING BOTANICAL PARTIES IN 1986

Destination	Tour Dates	Leader
CRETE	A MAR 20-APR 3	Mary Briggs
RHODES	B APR 7-17	Mary Briggs
MAJORCA	C APR 12-19	Dr. John Richards
TURKEY	D APR 22-MAY 6	Mary Briggs
SPAIN (Jaen)	E APR 26-May 5	Sir Charles Willink
CORSICA	F MAY 4-18	Harold Fowkes
PYRENEES (Berdun)	H MAY 30-JUN 8	Peter Jepson
AUSTRIA (Carinthia)	I JUN 14-28	Harold Fowkes
SWITZERLAND (Wengen)	J JUN 19-JUL 8	Mary Briggs
SPAIN (Berdun & Formigal)	M JUL 3-17	Dr. John Mason
ITALY (Dolomites)	N JUL 8-22	Mary Briggs
AUSTRIA (Oberurgul)	O JUL 7-16	Dr. John Mason
SWITZERLAND (Saas Fee)	P JUL 12-26	Peter Jepson
SWITZERLAND (Kandersteg)	Q JUL 14-28	Sir Charles Willink
SWEDEN (Lapland)	R JUL 27-AUG 10	Mary Briggs
WESTERN AUSTRALIA	S OCT 4-22	Mary Briggs

Further information concerning the above tours can be obtained from: Cox and Kings, Special Interest Holidays Ltd, 46 Marshall St. London W1V 2PA (01-439-3380).

KINDROGAN FIELD CENTRE

The newly appointed Director, Dr. Alastair Lavery, will be pleased to give a special welcome to BSBI members. Two courses of particular interest in 1986 are BSBI meetings:- *'Getting to grips with grasses'*, leader Rachel Hamilton, August 16th - 23rd; *'Water plants and stoneworts'*, leaders Jenny Moore and Nick Stewart, September 20th - 27th.

Details of these courses, with booking instructions are given in the BSBI Meetings Programme. A wide range of field subjects are also offered at the centre during 1986: details from The Director, Kindrogen Field Centre, Enochdhu, BLAIRGOWRIE, Perthshire PH10 7PG.

FIELD STUDIES COUNCIL

The Field Studies Council at their nine centres offer a wide spectrum of botanical and related courses, catering for the newest beginner to the semi-professional. Write, stating your own particular interests, to: The Information Office, FSC, Preston Montford, SHREWSBURY, SY4 1HW.

OROBANCHE HOSTS

With reference to my request in BSBI News No.38 concerning *Orobanch* host plants, readers may be interested to know that the response was most encouraging. Little information was offered on the host range of *O. rapum-genistae*, however, for *O. minor* the list is continually growing and includes;

<i>Medicago lupulina</i>	<i>Ononis repens</i>
<i>Crepis capillaris</i>	<i>Buddleja davidii</i>
<i>Trifolium hybridum</i>	<i>Pelargonium zonale</i>
<i>Pastinaca sativa</i>	<i>Vicia faba</i>
<i>Trifolium repens</i>	<i>Daucus carota</i>
<i>Hedera hibernica</i>	<i>Trifolium campestre</i>
<i>Dipsacus fullonum</i>	<i>Plantago coronopus</i>
<i>Cirsium vulgare</i>	<i>Nicotiana</i> (cultivar)
<i>Olearia macrodonta</i>	<i>Senecio Dunedin Hybrid 'Sunshine'</i>
<i>Eryngium maritimum</i>	(including <i>S. greyi</i> and
<i>Hypochaeris radicata</i>	<i>S. laxifolius</i>).
<i>Campanula poscharskyana</i>	
<i>Glechoma hederacea</i>	

Although it is often difficult to identify the host, which undoubtedly has led to erroneous records, all the species in the above list have been recorded by more than one person.

As one member suggested, 'It seems to be quite catholic really'. Many thanks to all who responded; further records are still requested.

MICHAEL JONES, 10 Lambs Lane, BUCKLEY, Clwyd CH7 2HW.

MORE HOSTS OF OROBANCHE

Michael Jones' note on *Orobanch* host plants (B.S.B.I. News 38, p 24) makes me put the following incident on record. Some years ago, back in the 1960's, when I was at Kew, I received an infructescence of *Orobanch caryophyllacea* which a colleague had collected on his way back through France. Years ago I had been successful in raising *O. hederaceae* from seed, in my father's garden at Cheltenham, so I thought I would have a go with *O. caryophyllacea*. I asked the gardener, who cared for the experimental plots associated with the Herbarium, to dig up some *Galium verum* from a flourishing colony on the lawn of Hanover House, next door to the Herbarium and to plant it in one of the experimental plots. A few weeks later I scattered the *Orobanch* seed among the *Galium*. Two summers later up came two or three plants of *O. caryophyllacea*, and it appeared on the *Galium* annually thereafter, up to 1971 when I left Kew. Shortly after that the Herbarium plots were closed down, and the more important plants in them were moved to the Orders Beds in the Gardens. I was not around at the time of the move, and the gardener who knew about the Broomrape had retired, so the *Galium verum* was moved to the *Rubiaceae* area of the Orders Beds rather than to the *Orobanchaceae* area! On one of my occasional visits to Kew in 1979 I had a look at the Orders Beds and was astonished to see several plants of *O. caryophyllacea* growing on *Galium odoratum*, whilst the adjacent plants of *G. verum* had been deserted! In 1980 the number of inflorescences of *Orobanch* showing among the Woodruff had considerably increased. I am wondering if *O. caryophyllacea* has ever been found growing on *Galium odoratum* in the wild. In Kent, its only British locality, it grows on *G. mollugo*. C.T. & W. state that it grows on other *Rubiaceae* on the Continent.

E. MILNE-REDHEAD, Parkers, Nayland, Suffolk CO6 4HX.

BOOK NOTES

In the January 1986 part of *Watsonia*, Vol.16(1), reviews of the following books will be included:

- The Pollen Loads of the Honey Bee*, by D. Hodges.
The Longman Illustrated Dictionary of Botany, by A. Sugden.
Leaves, by G.T. France & K. Sandved.
Guide to the Floras of the World, by D.G. Frodin.
Flowers of the Himalaya, by O. Polunin & A. Stainton.
Wild Flowers of the Yorkshire Wolds, by S.M. Arnold.
How to make a Wildlife Garden, by J.C. Baines.
Index Filicum - Supplementum quintum pro annis 1961-1975, by F. M. Jarrett et al.
Med.-Checklist Programme: a critical inventory of vascular plants of the circum-Mediterranean countries, I. Pteridophyta (ed.2), Gymnosperms, Dicotyledons (Acan-thaceae Cneoraceae), edited by W. Greuter, H.M. Burdet & G. Long.
Plant Chemosystematics, by J. Harborne & B.L. Turner.
The Living Earth, by C. Back.
Flora of Jersey, by F. le Sueur.
A Simple Field Key to Common British Wild Flowers, by S.M. Arnold.
The Cambridge Encyclopaedia of Life Sciences, edited by A. Friday & D.S. Ingram.
Guide des fougères et plantes alliées, by R. Prelli.
Communicating in Science: Writing and Speaking, by V. Booth.
Documents floristiques, Tome III, edited by F. Vignon et al.
Plant Facts and Fancies, by S. Woods.
Holding your Ground. An action guide to local conservation, by A. King & S. Clifford.
Ecological flora of the Shropshire Region, by C.A. Sinker et al.

The following books have been received recently. Those that will NOT be reviewed in *Watsonia* are marked with an asterisk.

- The Background to Ecology*, by J. McIntosh.
Ouvrages botaniques anciens - Catalogue des ouvrages prélinéens de la bibliothèque des Conservatoire et Jardin botaniques de la Ville de Genève, by H.M. Burdet et al.
The Victorians and their flowers, by N.Scourse.
The Names of Plants, by D.Gledhill.
Insects and Flowers, the Biology of a Partnership, by F.G. Barth.
The Wildlife of the Thames Counties, Berkshire, Buckinghamshire and Oxfordshire, edited by R. Fitter.
Guide to Mountain and Moorland, by B. Brookes.
Cambridge and Clare, by H. Godwin.
A Guide to the Vegetation of Britain and Europe, by O. Polunin and M. Walters.
The English Landscape: Past, Present and Future, edited by S.R.J. Woodell.
God's Acre. The Flowers and Animals of the Parish Churchyard, by F. Greenoak.
The Oxford Dictionary of Natural History, edited by M. Allaby.
Oxford Illustrated Encyclopaedia: The Natural World, edited by M. Coe.
The Correspondence of Charles Darwin, Vol.1, edited by F. Burkhardt & S. Smith.
Ölands och Gotlands växtvärld, by U.Ekstam & R. Jacobsen.
Mr Marshal's Flower Album, by J. Fisher.

Shire Natural History: Bee Orchids, Buttercups, by S. Blackmore; *Willows of the British Isles*, by T. Brendell.

Hardy Geraniums, by P.F. Yeo.

**Collins Guide to Tropical Plants*, by W. Löttschert & G. Beese. Pp.256, with 274 colour photos and 13 text figures. William Collins, Sons & Co. Ltd., London. Price £8.95 (ISBN 0-00-219112-1). This translation from the German (1981) provides a handy pocket guide to some of the commoner useful and decorative tropical plants. It would be a good companion for a first visit to the tropics.

**Flora of Iraq, volume eight, Monocotyledones (excluding Gramineae)*, edited by C.C. Townsend and E. Guest. Pp.440 with colour frontispiece, 92 b. & w. plates and 9 maps. Ministry of Agriculture & Agrarian Reform, Republic of Iraq, Baghdad. Price £10.00.

**Flowering Plants in the Landscape*, edited by Mildred Mathias. Pp. xiv + 264, with one b. & w. plate and numerous colour photos. University of California Press Ltd, London, 1985. Price £11.50 (ISBN 0-520-04350-2). This enlarged version of a book that was originally published in the U.S. in 1982 is essentially for tropical and subtropical gardeners; but the colourful illustrations of garden-worthy trees, shrubs and herbs (many of them related species of plants well known in British and Irish greenhouses and conservatories), as well as the informative annotations, make it useful for visitors to the tropics as well as those who are seeking 'different' plants to cultivate indoors.

**The Wild Flowers of Britain and Northern Europe* by R.A. Fitter and M. Blamey, ed.4. Pp.336, with numerous colour illustrations. Collins Publishers, London 1985. Price £4.95 (ISBN 0-00-219715-4). First published in 1974 (and reviewed in *Watsonia* 10: 315-6, 1975), this well known field guide has been revised to include 230 new colour illustrations. The 520 species that were originally described but not illustrated in Appendix have now been incorporated into the main text, and the notes on ecology have been rewritten and expanded from two to three pages. *Anthemis* and *Matricaria* are still not distinguished on scales (see *Watsonia* review); but the very condensed descriptions are surprisingly practical, and it is a useful 'aide memoire' for the more experienced. *Grasses, Sedges & Rushes* form a companion volume.

(M. Briggs)

**The Living Tundra*, by Yu. I. Chernov, translated by D. Love. Pp.212, with numerous text figures and maps. Cambridge University Press, Cambridge, 1985. Price £27.50 (ISBN 0-521-25393-4). This ecological study of diverse aspects of the tundra habitat includes a description of the adaptations of living organisms to the extreme conditions, e.g. the low growth and dwarfing of tundra plant populations. Of particular interest among the distribution maps are those of *Silene acaulis* and the (to us) surprisingly extensive arctic-alpine distribution of *Lloydia serotina*. Other chapters or sections of interest to the botanist include discussions of the interrelationships of grazing and feeding, galls, and pollination adaptations for arctic conditions.

(M. Briggs)

**Ecology of Coastal Vegetation*, edited by W.G. Beeftink, J. Rozema, and H.L. Huiskes. Pp. XX + 598. Dr. W. Junk, Dordrecht, The Netherlands, 1985, price £110.95 (ISBN 90-6193-531-8).

**Contributions to Palaeontology*, edited by M.W. Dick & D. Edwards. Pp. IX + 225, with frontispiece and numerous b. & w. photos and text figures. Reprint of *Bot. J. Linn. Soc.* Vol. 86 Nos. 1 & 2, 1983. Academic Press Inc., London 1984. Price £9.60 (ISBN 0-12-215120-8). This retirement tribute to Professor W.S. Lacey includes an introduction and 12 papers on miscellaneous palaeobotanical topics.

**Introduction to Bryology*, by W.B. Schofield. Pp. xvi + 431, with numerous text illustrations. Macmillan Publishing Co., New York 1985. Price \$45.00 (ISBN 0-02-949660-8). Those who wish to extend their interests from vascular plants to Bryophytes will find this a comprehensive introduction to a fascinating group of plants.

N.K.B. ROBSON

NEWS FROM OUNDLE BOOKS

As the autumn list was being printed the Post Office put up its parcel rates and several publishers put up the price of their books. Those affected are listed below together with some other publications which have surfaced recently. (All prices include postage).

Flowers of Europe £26.50

Flowers of the Mediterranean £8.40

Guide to the Vegetation of Britain and Europe £18.00

Critical Supplement to the Atlas of the British Flora £20.00

V-C's

10. *A Supplement to the 'Flora of the Isle of Wight'* 1978. B. Shepherd, 1983. 8 pages. (Reprint from proceedings.) Paperback.

27/28. *Supplement to the Flora of Norfolk* £2.85.

53/54. *Supplement to the Flora of Lincolnshire* E. Joan Gibbons & Irene Weston, 1985. 75 pages. Paperback £3.40.

63. *Flowers and Ferns around Huddersfield* M. Jill Lucas & Jack Middleton, 1985. 115 pages. Paperback £3.50

Members may be interested to know that 'Hybridisation' which has recently been going up faster than the inflation rate, is now finally out of print!

MARGARET PERRING, 24, Glaphorn Road, OUNDLE, PE8 4JQ

A supplementary list will be available in January. Please send s.a.e. for a copy.

CONTENTS LIST

ADMINISTRATION	2
Secretaries of permanent working committees	2
HON. GEN. SEC'S NOTES	3
Subscriptions	3
British Ecological Society (Grant)	3
D.O.E leaflet on Plant Imports	3
Ecological Park	3
Congratulations	4
Isles of Scilly	4
Professor Brenan	4
Dr. R. Melville. Mr. K. Airy Shaw. R.I.P.	4
BSBI COUNTY RECORDERS	5
BSBI Panel of Referees and Judges	5
HOLDERNESS & S.E. YORKS PLANTS (Eva Crackles)	6
Watch this space	9
BSBI NETWORK RESEARCH <i>ARUM MACULATUM</i>	10
MORE <i>POLYGONUM</i> NEWS	11
ALIENS and ADVENTIVES	12
A giant saxifrage	12
Mixed Bag	14
A Field of Fumitories	16
Hedge Veronica	18
Acid Rain	19
Forest Health & Air Pollution	19
Spearworts not for uprooting	19
Selfheals in Britain	20
NOTICES	21
The History of the Society	21
Welsh Bulletin No.42	21
Autumn in Cumbria	22
Full-time Conservation Officer	22
Plant Life of the Lizard Peninsula Meeting	22
Zostera Field Meeting	23
Mapping of Monmouthshire. Bryological Soc. Meetings	23
RECORDING ROSA	24
Searching for <i>SESELI TOMENTOSUM</i>	25
<i>COTONEASTER SIMONSII</i>	26
Brit. Herbarium Changes	27
Suffolk Trust Open Days	27
Snap Less Happy	27
BSBI Members leading Parties	28
Kindrogan Field Centre	28
Field Studies Council	28
<i>OROBANCHE HOSTS</i>	29
Book Notes	30
NEWS FROM OUNDLE	31

All text and illustrations appearing in *BSBI News* are copyright and no reproduction in any form may be made without written permission from the Editor.

Offers and special terms apply only to members of the Society and copies are not available on an exchange basis.

"BSBI NEWS" (ISSN 0309-930X) is published by the Botanical Society of the British Isles. Enquiries concerning the Society's activities and membership should be addressed to:-

The Hon. Gen. Sec., c/o Botany Dept, British Museum (Nat. Hist.),
Cromwell Road, London SW7 5BD.

Printed by: Suffolk Offset, 50 Victoria Street, Felixstowe, Suffolk. Tel: 277117.