


Edited by EDGAR D. WIGGINS

Cowpasture Farm, Felixstowe, Suffolk IP11 9RD



*Petasites albus* (see p. 19) del. Colin Ormerod • 1980

# ADMINISTRATION

## Addresses

HON. GEN. SEC. (General Enquiries)

Mrs. M. Briggs, White Cottage,  
Slinfold, HORSHAM, West Sussex RH13 7RG.

HON. TREASURER. (Payment of Subscriptions and change of address).

Mr. M. Walpole, 68 Outwoods Road,  
LOUGHBOROUGH, Leics. LE11 3LY.

(Please quote membership number on correspondence concerning membership or subscriptions).

HON. FIELD SEC.

(Information on Rare Plants, Field Meetings etc)

Miss L. Farrell, N.C.C. P.O. Box 6,  
Godwin House, George Street,  
HUNTINGDON PE18 6BU.

## PERMANENT WORKING COMMITTEES FOR 1980 – 81

CO-ORDINATING	J.F.M. Cannon, ( <i>Hon. Sec</i> ) Dr. P.E. Brandham ( <i>to 1.10.80, D.R. Donald from 1.10.80</i> ) Dr R.K. Brummitt, Mrs. R.M. Hamilton, Dr F.H. Perring, Miss J. Martin.
CONSERVATION	Dr P.E. Brandham ( <i>Hon. Sec to 1.10.80.</i> ) D.R. Donald ( <i>Hon. Sec. from 1.10.80.</i> ) E. Milne-Redhead, P.J. Wanstall, S.B. Evans, Wales, A.C. Jermy, Dr S.M. Walters, Miss R.M. Hadden, Miss J. Martin, Dr S.R.J. Woodell, Miss L. Farrell, Dr A.J. Silverside, Scotland, Dr P.M. Wade, Miss I.F. Gravestock, Dr F.H. Perring, Dr H.A. McAllister, F.N. Haynes <i>British Lichen Society</i> , C.D. Brickell, <i>Royal Horticultural Society</i> , Dr D.E.G. Irvine, <i>British Phycological Society</i> , Dr P.D. Coker, <i>British Bryological Society</i> .
MEETINGS	Miss J. Martin, ( <i>Hon. Sec.</i> ) Miss L. Farrell, ( <i>Hon. Field Sec.</i> ) Dr N.K.B. Robson, Mrs. A. Lee, Miss E. Rich, J.M. Mullin, Mrs. U.M.S. Preston, Dr J.L. Mason, S.A. Renvoise, E.J. Adams, T.H. Blackstock, Dr H.J.M. Bowen, Mrs. J.M. Mullin, Dr P.M. Wade, A.L. Grenfell.
PUBLICATIONS	Dr R.K. Brummitt, ( <i>Hon. Sec.</i> ) Dr S.M. Eden, Dr N.K.B. Robson, Dr C.A. Stace, Dr D.L. Wigston, D.H. Kent, E.D. Wiggins, P.S. Green, Dr F.H. Perring, J.F.M. Cannon, A.O. Chater, Dr P.F. Yeo, E.J. Clement, A.C. Jermy, Dr S.L. Jury.
RECORDS	Dr F.H. Perring ( <i>Hon. Sec.</i> ) Dr W.T. Stearn, E.C. Wallace, D.E. Allen, E.G. Philp, Dr I.K. Ferguson, R.J. Pankhurst, Miss E. Ni Lamhna, Ireland, J. Bevan, R.G. Ellis, Wales, Dr A.J. Silverside, Scotland, P.J.O. Trist, Dr S.M. Eden, Dr Q.O.N. Kay, T.F. Medd, D.J. McCosh, T.C.E. Wells, D.A. Wells from 21.10.80. <i>co-opted</i> . M. Busby <i>British Pteridological Society</i> .

The President, Hon. Treasurer and Hon. Gen. Sec. are ex officio members of all the above Committees.

## NOTICE TO MEMBERS

Nominations for vacancies on Council, in writing, signed by two members of the Society and accompanied by the written consent of the candidate to serve, if elected, should be sent to the Hon. General Secretary, White Cottage, Slinfold, Horsham, West Sussex, to arrive BEFORE FEBRUARY 1st 1981.

Mary Briggs, Hon. Gen. Sec.

# HON. GEN. SECRETARY'S NOTES

## WELL DESERVED

Our congratulations to G.LI. Lucas who was recently awarded the O.B.E. for his work for plant conservation. Gren is Deputy Keeper of the Herbarium at the Royal Botanic Gardens, Kew, where as Secretary of the IUCN Threatened Plants Committee he has been responsible for the basic listing of threatened plants of the world – the only areas now remaining to be started for this are S.E. Asia, the Pacific Islands and S. America; He is too, co-author of the IUCN Plant Red Data Book. Gren has been closely associated with the plant conservation movement for many years; in the past he served as a Secretary of the Council for Nature, and he is a Trustee of the World Wildlife Fund U.K. His work has involved much travelling, lecturing across the world, and writing many papers on conservation; through his myriad activities he has long been in the forefront of the battle for plants and is well known to all who are working for their protection for the future.

Congratulations also to R.D. Meikle, who, in September was one of the first to receive the Kew Medal. This new award is to be given annually by the Trustees of the Gardens Trust, to those whose achievements, contributions or service to the Gardens at Kew or Wakehurst Place are considered of outstanding merit and deserving of special honour. Desmond Meikle's citation is "for his interest and involvement in the Gardens' living collections, for his contribution to the many societies based within Kew, as a botanist of world renown, and as a true friend and colleague to the many who have sought his help and advice over the years". His 'help and advice' has been freely given to many B.S.B.I. members, especially as a Referee for that most difficult group *Salix*, and as the author of a B.S.B.I. Handbook on Willows and Poplars, to the publication of which in the not too distant future, we look forward with eager anticipation.

## HOME SECRETARY ANNOUNCES NEW THREAT TO WILDLIFE

The Rt. Hon. William Whitelaw announced this week the Government's intention to relax the licensing requirements for the use of metal detectors. Dr. F.H. Perring, General Secretary of the Society for the Promotion of Nature Conservation, said today (17th July) "We would be dismayed if this leads to further uncontrolled use of metal detectors. Their misuse already causes concern to the Society and other conservation organisations faced with increasing damage to their nature reserves."

The SPNC has received reports from several of its 42 associated Nature Conservation Trusts, of damage caused by metal detector users digging holes to unearth finds. Rare orchids have been uprooted and in one case large numbers of insects were lost when a site was burnt off so that a detector could be used more easily. The removal or disturbance of plant cover and topsoil from an area, however small, will result in important plant communities being disrupted and cause a 'knock on' effect on animal populations.

The SPNC and the Trusts fear that more extensive damage will be caused to nature reserves and other important wildlife sites unless the use of metal detectors on these special areas is brought under statutory control as is the case at present for archaeological sites.

The Society will continue to press for adequate protection for vulnerable wildlife sites from the misuse of metal detectors while continuing to monitor the impact of this new pressure on the wildlife of this country.

## Emigrants

With our interest in these 'Aliens and Adventives' very evident in *B.S.B.I. News* it is perhaps timely to remember those also travelling in the opposite direction. The *Journal of the Adelaide Botanic Gardens* 2 No. 2 May, 1980 p. 195-220 publishes a paper by K.M. Kloot, *Dr Richard Schomburgk's Naturalised Weeds (1879)*. This reprint of the original with explanatory details lists over 150 species which had arrived in Australia before 1879, mostly from Europe, and very many must have come from Britain, e.g.:- "*Capsella Bursa-pastoris* (in English in the original text as 'Shepherd's Burse) . . . in the colony for at least thirty years and have spread with rapidity especially in abandoned places on roadsides"; "*Fumaria officinalis* . . . now a troublesome weed in gardens".

## Survivors

It is not only in Britain that an announcement in print that a species is extinct can be followed by reports of its rediscovery--- as with *Bromus interruptus* and *Bupleurum falcatum*; and more locally in Cambridgeshire *Luzula sylvatica*. I.U.C.N. reports from Canberra that George Chippendale sent news of *Eucalyptus steedmanii* (described as extinct in the I.U.C.N. *Plant Red Data Book*), but now refound in Western Australia, although previously for some years it had been "searched for most specifically by a number of collectors on several expeditions without success". Similarly, David Bramwell reports the re-discovery of *Senecio hadrosomus* in the Canary Islands, after 10 years in which it could not be found and was thought to be extinct. The Threatened Plants Committee at Kew asks hopefully "which 'extinct' species will be next?"

## Fellow travellers

Plant/Insect relationships feature from time to time in these notes, and I was interested in Paul Whalley's paper in *Oryx* XV: No. 3 April, 1980 p. 273-4, on insect introductions in which he describes recent arrivals on waterweeds brought in for aquaria. We have new records of aquatic plant introductions in ponds and waterways, *Elodea* spp. for example--- and Paul tells me that recent insect 'aliens' include four species of dragonfly, one caddis fly and six aquatic moths, all new to Britain. As he says, what about smaller creatures which may well also be coming in with the aquatic plants, unseen and as yet unrecorded? Could there be a future human health hazard?

## Italian nature trail

At the 1979 B.S.B.I. Meeting in Northern Italy, a party of Geology students from Trieste University were setting up a Mountain Nature Trail as a memorial to one of their students tragically killed by a fall there the previous year; she had, they told us, introduced them to the beauty and fascination of the mountain flowers which she herself had loved. Through the N.C.C. Librarian we were able last year to send requested advice on the setting up of a Nature Trail, and this year we received notice of the Inauguration of the Sentiero Naturalistico Tiziana Weiss at Passo del Pura in July. If any member is in the area (near Ampezzo Carnico, Udine) next summer, interest and support for this first Nature Trail in Northern Italy would be welcome.

## Vascula

Miss de Vesian's vasculum was snapped up by Clive Lovatt of the Dep't of Botany, University of Bristol who is collecting critical material, including *Rubus* spp. for the Flora of the Avon Gorge. A few hours later, a request for a vasculum came from Sarah Webster of the Plant Sciences Laboratories, University of Reading. Is there still a vasculum owner whose vasculum is perhaps lying unused in the attic . . . ?

## Weed seedlings

*N.E.R.C. news journal* reports that the N.E.R.C. Unit of Comparative Plant Ecology at the University of Sheffield is currently assembling a collection of photographs of the seedlings of most of our native species and many common aliens, and is planning a supplement of 1,000 species to R.J. Chancellor's useful booklet *The Identification of Weed Seedlings of Farm and Garden* (which gives a full description of 162 species).

## C. for N leaflets

Mrs. Susan Joy, who was

Secretary of the Council for Nature until it disbanded, and who now works for CoEnCo (and is still the Editor of *Habitat*) has moved back to the offices at the Zoo. 'C. forN.' leaflets as listed in *B.S.B.I. News* 24 p. 4, can now be obtained either from CoEnCo: 29, Greville Street, London, EC1 N8AX, or from CoEnCo: Zoological Gardens, Regents Park, London, NW1 4RY. The Council for Environmental Education has prepared a List of Codes of Conduct for Outdoor Studies and Activities, obtainable for 5p. and s.a.e. (22cm x 11cm approx.) from C.E.E. School of Education, University of Reading, London Road, Reading, RG1 5AQ.

## *Hieracium* Specialist Retires

Mr C. E. Andrews of 114 Oxford Road, Moseley, Birmingham, who for nearly 20 years has been our referee for that most difficult genus *Hieracium* regretfully announces his retirement. He is anxious to give early notice to prevent correspondents sending further specimens for identification.

We shall miss his unfailing service, and thank him for the immense amount of help he has given to members of the Society.

## OLD TIMERS

Professor Paul Richards had the distinction of being our youngest member when he joined in 1919, and of corresponding with Dr G. Claridge Druce at the time. He writes:

*I have at last looked up the facts about when I joined the B.S.B.I. The year was 1919: my name is given among the new members for that year in the Secretary's report. In the same volume (for 1919), under Plant Notes, there is a note about Allium 'sibiricum' which I had collected, not in those days illegal, at the Lizard in (I think) 1917 and had grown in my garden at Cardiff. I must have told Dr Druce about this in a letter and said that it had come to look just like ordinary cultivated A. schoenoprasum and he very kindly remarked that this observation 'by our youngest member' (I was 11 on December 19th, 1919) was worth investigation (or words to that effect). After that I kept up an active correspondence with Dr Druce. He used to enclose scraps of rare plants with his replies which I greatly treasured. In 1920, when I was going for a holiday with my family at Towyn, Merioneth, Dr Druce suggested that I should go and see Mr D.A. Jones at Harlech. I did this and that was the beginning of my career as a bryologist, though I had been introduced to mosses earlier that year by A.E. Wade.*

Dr Cyril West has the honour of the longest individual membership -- he joined in 1914, and shares this date with two subscriber members, the British Museum (Natural History) and the Brighton Public Library. A.E. Wade of Cardiff joined in 1915, and Nottingham Natural History Museum, Wollaton Hall, shares the 1919 joining date with Prof. Richards.

We send a special greeting and thanks to all these members who have given the BSBI support for so many years.

## ALGAL ALERT

*Dr D.E.G. Irvine, who represents the British Phycological Society on BSBI Conservation Committee, sends the following note on seaweed:*

No British algae appear at present to be endangered through collecting, and no species are known currently to need specific conservation, with the possible exception of maerl-forming coralline algae, which might be directly endangered by commercial dredging activities, e.g. at Falmouth. Nevertheless, habitat conservation is increasingly important, as wetlands are drained, lakes and ponds suffer eutrophication, and brackish habitats become desalinated. It is exceedingly important that relatively uncommon habitats, such as the wave-exposed chalk cliffs of Kent, be conserved, even although this entails accepting a certain amount of persistent erosion. The unsuccessful attempts to eliminate the immigrant species *Sargassum muticum* (japweed) highlight the dangers of invasion by foreign species, and the importance of legislation to penalise deliberate introduction of species potentially harmful to existing native ecosystems, such as *Macrocystis pyrifera* (giant kelp).

D.E.G. Irvine \*

The Government hope to include in their forthcoming Wildlife and Countryside Bill provision for establishing marine nature reserves. Obviously, there are problems to be overcome – not least of which is the need to reconcile present and potential uses of inshore waters with that of conserving representative examples of marine communities.

Pressures on the marine wildlife resource are increasing and it is essential that this Country has some form of conservation strategy now before some species are depleted further or eliminated.

It would be very helpful if those members who are in favour of statutory marine reserves would write now to their M.P. to express support for marine reserves.

\* Biology & Geology Dep't, The Polytechnic of N. London, Holloway, LONDON N7 8DD.

Jeanette Kinsella asks “Do birds carry Mullein seeds?” and writes: “I have a nine foot *Verbascum*, which is known as the Great Mullah or ‘Khomeini’ for short” and adds that the nearest growing specimens are, to her knowledge, 8 miles away.

### Volunteer Wanted

Is there a member living within easy travelling distance of B.M. (Nat. Hist.) who would be interested and able to give some time to help with the documentation of *Chara* records? Jenny Moore would be very grateful for assistance with the transfer of information from the Herbarium sheets. For further details of this project please write to Jenny Moore, Dep't of Botany, British Museum (Natural History) Cromwell Road, London SW7 5BD.

### Tailpiece

Overheard at the British Pharmaceutical Conference:

*Q. Who is this after-dinner speaker, David Bellamy?*

*A. He is the man who makes botany interesting.*

Thanks to Jill Lucas for typing these notes in spare time between surveying local canals for water weeds.

Mary Briggs

## PERRING'S PIECE

### CHANGES OF RECORDERS

At their meeting in October the Records Committee approved the following appointments to fill vacancies:-

45 Pembrokeshire – S.B. Evans  
H39 County Antrim – S. Beesley

Please note that the following Scottish Vice-counties are at present without Recorders:-  
81 – Berwicks; 82 – E. Lothian; 86 – Stirlings; 109 -- Caithness.

### BSBI PUBLICATIONS

Please note the following changes to the stock list dated July 1980.

These books are no longer available from us:-

FLORA OF NORFOLK (sold out – 2nd edition being prepared)  
PLANTS OF MONTGOMERYSHIRE (sold out)  
FLORA OF LINCOLNSHIRE (obtainable for £6.95 from Mrs E.V. Pennell  
Waddington House, Malt Kiln Lane,  
Waddington, Lincoln)

This book has been added.

THE BOTANIST IN SKYE -- C.W. Murray and H.J.B. Birks 1980 -- £2.30  
For more details see leaflet.

These prices have altered:-

FLORA OF A CHANGING BRITAIN	– £2.50
THE OAK: ITS HISTORY AND NATURAL HISTORY	– £7.50
ENGLISH NAMES OF WILD FLOWERS	– £3.65
	(A paperback reprint with corrections.)
BADGEWORTH NATURE RESERVE	– £1.00
FLORA OF EAST ROSS-SHIRE	– £7.00

### BRITISH SEDGES

Please note a second, completely revised edition is in preparation but readers should await an announcement in *BSBI News* before ordering.

### DO YOU WANT TO MAKE £25?

The Society still has 5,000 copies of the poster '*These endangered plants are protected by law*'. These must be sold before the new 'Wildlife and Countryside Bill' becomes Law early in 1981. Please help the Society and yourself by buying 10, 50 or 100 of these posters for 25p each post paid and selling them at lectures, coffee mornings, parent/teacher evenings etc. for 50p each – the price printed at the bottom. Send your order and cheque to BSBI PUBLICATIONS, Oundle Lodge, Oundle, PETERBOROUGH PE8 5TN.

## PROBLEM SOLVING

To say that "so much has been happening" may well seem a poor excuse for my failure so far to contribute to News a "message" of the kind that every President is nowadays expected to produce. But in that section of the BSBI's activities that has for long been my particular concern a great deal *has* been happening; and it is only very recently that these developments have reached a stage when there is something positive, and encouraging, to report.

Many of us have been alarmed, and despondent, about what seemed to be happening, or not happening, to the plant records at Monks Wood after Frank Perring transferred to the SPNC: records on which the indispensable *Atlas of the British Flora* was based, and which derived almost entirely from the efforts of BSBI members. Not only, with Frank gone, was there no one at Monks Wood capable of answering queries about records; there was evidence that more recent records were not finding their way into the data-bank, and my own work on distribution maps for the new edition of *British Sedges* uncovered a host of omissions and inaccuracies in the existing files. There was no sign of a replacement for Frank, and one began to wonder whether, in view of financial cuts, the vacancy would ever be filled or the records saved from total decay.

The turning-point came early in 1980 (over a year after Frank's departure) when, at the invitation of Mr John Heffers, the Director of the Institute of Terrestrial Ecology (the body officially responsible for Monks Wood), there was a meeting of officers of ITE, BSBI and the Nature Conservancy Council to discuss the situation. At that meeting we were assured that ITE fully appreciated the vital importance of proper records, and would do all that was necessary to bring the Biological Records Centre back to full efficiency and so maintain it in the future. In particular, steps were to be taken to appoint a qualified botanist in Frank's place. Since, however, the operations of the Centre have grown much more complicated and are likely to become more so, ITE asked that the Monks Wood botanist should not be expected to take on, as Frank did, the additional roles of mapping organiser and secretary of BSBI's Records Committee; but that BSBI should find a member to perform these "outside" functions, of course in close liaison with the Monks Wood botanist.

The Records Committee, to whom all this was communicated in February, were somewhat dismayed at the difficulty of finding someone to take on this essential but daunting task. We have been rescued by an unexpected but extremely welcome volunteer — Mr D.A. Wells: unexpected, because Derek Wells is a Chief Officer in the Chief Scientist's Team at NCC (his willingness to spare time for records is evidence of the importance that he, and NCC, attaches to them); welcome, because already, in devoting himself to the strengthening of the relationship between NCC and BSBI, he has shown himself a man of great energy and diplomatic skill.

In July ITE at last found their botanist, and appointed Mr C.D. Preston to Monks Wood. Chris Preston trained at Cambridge, where he won golden opinions from his teachers. He is particularly interested in plant ecology and distribution, and has done useful work on *Sibthorpia*. Already an admirable working relationship has been established between him and Derek Wells, and together they are devising a simpler and more efficient system for the transmission of records. This, after consultation with Records Committee, will shortly be communicated to all vice-county recorders.



To complete the "records triumvirate" Records Committee has now to find a new secretary, but Frank Perring has generously consented to "caretake" for the time being, provided that the interregnum is not too prolonged. As I said in my address to the Society's AGM, I am confident, after a year of deep anxiety, that we are now moving into a new and expansive era of recording.

On other fronts, too, the Society has been successfully weathering a difficult time, for continuous inflation creates ever new problems despite the increased subscription, and I feel that we owe to our Treasurer, Mike Walpole, a great debt for the unceasing care and skill with which he manages our finances. It has still been possible to fund local floras and international conferences, although each adventure becomes a greater gamble than the last and the consequences of failure more frightening. The Treasurer must also take credit for the new system of administering subscriptions and membership records, which is both much more efficient and likely to be more economical than the old.

The job of the President has been highly enjoyable, for it engages, and fully engages, so many interests and sympathies, without becoming really arduous so long as one has the support of a Secretary as indefatigable, as unflappable, and as efficient as Mary Briggs. It is always a pleasure, too, to work with others with a common mind devoted to a common cause; and I have been continually impressed by the service freely given by Council members and by the chairmen, secretaries and members of committees (including the invaluable regional committees), in pursuit of the Society's objects. With such enthusiasm constantly in evidence, there can be no doubts about the general health of the BSBI.

Dick David

---

### LIVE TREES REPLACE D.E.D.

*On page 29 of BSBI News 24 we noted the scheme, run by Brian Boaler of Pershore, to encourage local farmers and others to take an interest in trees, by supplying young saplings free of charge. Mr Boaler has now given us more details of his project which could well serve as a model for similar schemes in other areas. He writes:*

In reply to your query about our "free tree" scheme, this has been running for three years after a try-out on three local farms in the first year. In each of the three seasons we have planted over 2,000 young trees of ash and oak on about 15 properties. Most of the places are farms but we have 'done' schools, large gardens of private houses, roadsides (for Parish Councils), one or more sites (usually about 1 - 3) on each property. What we offer is a free service providing and planting forestry transplants (12" - 18" height) of *Quercus robur* and *Fraxinus excelsior*. We plant only on sites which are fenced or otherwise inaccessible to farm stock, the trees being at about 2 yards apart. Trees become the landowner's property as soon as they are planted. We suggest that they cut the gusset around trees during the first few summers, but recognise that most will get no maintenance; we find that about  $\frac{3}{4}$  of the trees survive after 2 growing seasons, using this size.

We find sites by writing to the local paper in July or August, and also from a note put in the NFU newsletter. We keep as near home as possible but have planted sites in north Oxfordshire and Gloucestershire as well as our "own" area, south Worcestershire.

# NOTICES

## WATER PLANTS

*"Aquatic weeds and their control"* is a residential conference being organised by the Association of Applied Biologists in conjunction with the Association of Drainage Authorities and the National Water Council to be held at Christchurch College, Oxford on the 7th & 8th April, 1981. The programme will cover most aspects of aquatic weed ecology and aquatic weed control. The side issues associated with the use of herbicides in aquatic situations will also be considered. Further details available form:

R.J. MAKEPLACE, Weed Research Organisation, Begbroke Hill, Yarnton, OXFORD, OX6 1PF.

## FLORA OF UIG (LEWIS)

Copies of this book by Miss M.S. Campbell, published in 1945, have recently been recovered from an Edinburgh saleroom where they were part of T. Buncl & Co's stock which was being disposed of following the financial collapse of this publishing firm.

With a map and a number of black and white photographs, 63 pp. the flora is now being offered for sale through the BSBI Committee for Scotland, AT ONLY £2.50 each (plus 50p. postage) on behalf of Miss Campbell. Orders, accompanied by payment, (cheques made payable to Miss M.S. Campbell) should be sent to:

DR ROSALIND SMITH, 84 West Savile Terrace, EDINBURGH 9.

## ENGLISH NAMES OF WILDFLOWERS (Reprint)

Drs Dony and Perring have revised and corrected this list recommended by the Society. It is now available in paperback for £3.65 post and packing paid from BSBI Publications, Oundle Lodge, Oundle, Peterborough PE8 5TN. This book is a concise index to English names and their Latin equivalent in alphabetical order both English/Latin and Latin/English. Not only an invaluable aid to anyone writing botanical reports where standard English names are needed, but also a concise check-list of the British flora.

## SUPPLEMENTS TO THE FLORA OF DERBY

Derby City Museums and Art Gallery announce the Second Supplement to the *Flora of Derbyshire* 1979, containing all new records received since the publication in 1974 of the First Supplement, copies of which are still available.

Application for copies of either or both Supplements should be addressed to:  
**Derby Museum and Art Gallery**, The Strand, **DERBY** DE1 1BS, accompanied by payment as under:

Either Supplement separately 35p. Both together 65p, these prices include postage.

## NEWS FROM BRITISH MUSEUM (NAT. HIST.)

We have had a good response from members who have been writing in for keys to grasses (in vegetative state), *Taraxacum* and *Euphrasia*, (see *BSBI News* 24 p. 9) and would welcome comments on errors or other shortcomings and general criticisms, especially for the key to grasses.

The British Herbarium has a collection of reprints of taxonomic papers relating to the British Flora, but it is not as comprehensive as it might be. If any members have collections of such reprints which they no longer need, we would be glad to receive them. In addition, reprints of new taxonomic papers would be very welcome, especially from regional naturalists' journals. We do not need, however, reprints from the *Biological Flora*, *Watsonia* or the *WFS Magazine* which are kept in any case.

R.J. PANKHURST, Botany Dep't, British Museum (Nat. Hist.), LONDON SW7.

## WILD BANKS

Those who have seen the plant illustrations by our member Roger Banks, on display at our Exhibition, will be interested to know he has recently published a book, *Living In a Wild Garden* (World's Work, Windmill Press £7.95), in which no less than 36 of its 130 pages are filled with the artist's distinctive style of plant portraiture depicting some 200 species, and very few of the text pages are unadorned by his characteristic drawings.

## THE STORY OF A NATURE RESERVE – ON FILM

"*Reed Grove*", a 41 minute, 16 mm colour film by David Orr, tells the story of the 314-acre Redgrave and Lopham Fens Nature Reserve. The site is the most important remaining example of the small valley type fens of Norfolk and Suffolk, and for a long time a mecca for E. Anglia's naturalists. The film looks at the history of the fens, and shows how man's activities have contributed to the major conservation problem – the drastic lowering of the water table – and the measure now being taken by the Suffolk Trust for Nature Conservation to control the water levels. The film, made with the co-operation of several local bodies, has optical sound and is available on hire (£10 + carriage and insurance) or for sale. Applications should be made to:  
D.M.S. ORR, Old School House, Redgrave, DISS, Norfolk IP22 1RS.

Also from the Suffolk Trust we learn that the 1981 "Open Days" for others of their reserves are: Rex Graham (Icklingham) 8th June for *Daphne mezereum* and 7th June for Military Orchids; Fox Fritillary Meadow (Framsden) 3rd May. The Spratt's Water/Carlton Marshes Reserve (off A146, ½m S. of Oulton Broad, Lowestoft) will be open on 12th July, 11 am – 4 pm.

## GOING GREEK

Dr A.J. Richards will be leading a wild plant tour for Cox and Kings to DELPHI and MT. PARNASSUS, Greece, from 6th to 20th May, 1981. Those interested should contact:  
DR A.J. RICHARDS, Dep't of Plant Biology, The University NEWCASTLE UPON TYNE, NE1 7RU.

# ALIENS and ADVENTIVES

ADVENTIVE NEWS 18

compiled by Eric J. Clement

## RUSSIAN BLUE SOWTHISTLE IN BRITAIN

The presence of *Lactuca tatarica* (L.) C.A. Meyer in Br is unmentioned in *CTW2* and *Flora Europaea 4*. Yet Dandy's *List of British Vascular Plants* clearly includes it; D. McClintock's *Supplement* (1957), p. 40, gives its status as "long established in one or two spots near the sea." This still remains true, or is it slowly spreading? It is well documented (see *BSBI Abstracts*) as currently rapidly expanding in N. & C. Europe, both in coastal areas and inland; it is native in E. Europe and Asia. I list here all extant Br records (any additions?, please):

Port Erin, Isle of Man, Aug. 1980. Comm. Miss L.S. Garrad, as "*Mulgedium/Cicerbita*". Det. EJC. First county record. Does it favour harbours? – I note, from *Gorteria*, that it is in Rotterdam harbour in Holland.

Minehead, Somerset, July 1980. Miss C.J. Giddens. Det. EJC. It "has appeared in 2 or 3 patches of waste ground this year – in somewhat sandy ground on the seafront used as a car and coach park by Butlins Holiday Camp, and also in a nearby garden where it was definitely not planted. The garden wall fell down and it grew in the resulting space. Before the garden was made, the land was an allotment." New to the Minehead area.

Old rubbish tip, Lawrence Weston, near Bristol (v.c. 34, W. Glos.), ST 543.790, July 1979. Miss I.F. Gravestock. Hb. EJC. One large clump with c. 20 stems, 55-62 cm tall, and spreading in all directions (max breadth, 15/8/79, was 264 cm). Yet, it was difficult to find a good seed for drawing.

Edge of car park, on sand dunes of West Shore, Llandudno (Caerns). Still here in 1980 (comm. G.M.S. Easy) – this site has been visited by scores of botanists since 1963. Hb. EJC; my "fruiting" specimen (5/9/78, coll. Miss A. Franks) contains no good cypsels. (Dr C.J. Humphries, 1979, still argues that "achene" is the wrong term to use for Composite fruits.)

Miss R.C. Sedergreen informs me that the only Br sheet incorporated in *BM* is from the railway goods sidings Otley (Mid W. Yorks), Aug. 1960 Mrs. F. Houseman. Still there?

Florence Gravestock has kindly depicted her Bristol find for us. The unlobed (linear-) lanceolate leaves are typical of all Br specimens that I have seen (not "runcinate-pinnatifid", as given in *Flora Europaea 4:329* for the lower leaves) and they separate it from all alien blue-flowered *Cicerbita* (*Mulgedium*) spp. It is also (sub-) glabrous – no glandular hairs in the inflorescence, and it is never more than 2 - 3 feet tall, a dwarf amongst its kind! DMcC (1957) says that the cypselas is "minutely downy"; with a  $\times 10$  lens I cannot discern this, but some ribs are minutely scabrid above. The short, stout beak of a ripe fruit is easily seen and is botanically important; it is of the same colour as the body of the cypselas which is almost black, when mature.

## MIXED BAG

*Cirsium erisithales* (Jacq.) Scop.: Disused quarry, Nightingale Valley, Leigh Woods (N. Somerset), June 1980. C.M. Lovatt. Comm. A.L. Grenfell. Det. Dr M.C. Smith. A single plant obviously originating from the Bristol University Botanic Garden, some 400 yards away, where it is cultivated. First record for Br as an escape.



*Lactuca tartarica* del. I.F. Gravestock • 1980

*Allium pendulinum* Ten.: Naturalized at Bowles Garden, Enfield (Middx), May 1980. K.E. Bull. Det. D. McClintock. Hb. EJC. Long known from here by Dr W.T. Stearn, who did not expect it to persist. It is perhaps confused with *A. triquetrum* L. elsewhere -- the slight differences are, according to *Flora Europaea* 5, as follows:

Umbel unilateral; fls always pendent & campanulate; lvs usu.

2-3; capsule 6-7 mm . . . . . *A. triquetrum*

Umbel diffuse; fls patent and stellate, later pendent and campanulate; lvs 2, soon withering; capsule 4-6 mm . . . . .

. . . . . *A. pendulinum*

The perianth segments were 13-15 × 3-5 mm, not 3-5 × 1-1.4 mm as in *loc. cit.* KEB also reports one clump, long-persistent at Warley Place (S. Essex), May 1977. No other records are on my files.

*Artemisia annua* L.: In field of brussels sprouts, Newton Hill, Wakefield (SW York), Sept. 1979. J. Martin. Det. Kew. One plant, apparently introduced with wool shoddy purchased from a Bradford mill. "This would appear to be the first record for Yorkshire." No other wool aliens were present. Br records are few, although it is much grown in botanical gardens: at Kew it readily seeds itself out of its own Order Bed, but is not found outside the gardens. (Or could R.M. Burton's 1978 London record from the Regent's Canal (Middx) have escaped this far from Kew?).

*Bromus lanceolatus* Roth: Rubbish-tip, Newport (Monmouth), July 1979. T.G. Evans & A.L. Grenfell. Det. CEH (as var. *lanuginosus*). Seed, grown in 1980, enabled TGE to complete the fine drawing displayed here. A variable species, but the hefty, 20-50 mm spikelets, with lemmas 11-20 mm and 6-12 mm awns, patent at maturity, are characteristic. Dense, long hairs on the lemmas are the norm (var. *lanuginosus*). For further records and comments, see *BSBI News* 20, p. 9.

*Cleome "spinosa"*: R.J. Flood points out that I have been mis-detting *Cleome* specimens from tips. All gardening literature appears to be wrong, apart from *Hortus Third* (1976). *C. hasslerana* Chodat is the cultivated plant, not *C. spinosa* Jacq., the latter being unknown in cult. (in N. Amer.). My only voucher specimen (Rubbish-tip, Dartford, W. Kent; 15 Oct. 1967, coll. EJC) is clearly the former, and I suspect so too are all other Br records. Following C.D. Adams, 1972, *Flowering Plants of Jamaica*, they may be separated as follows:

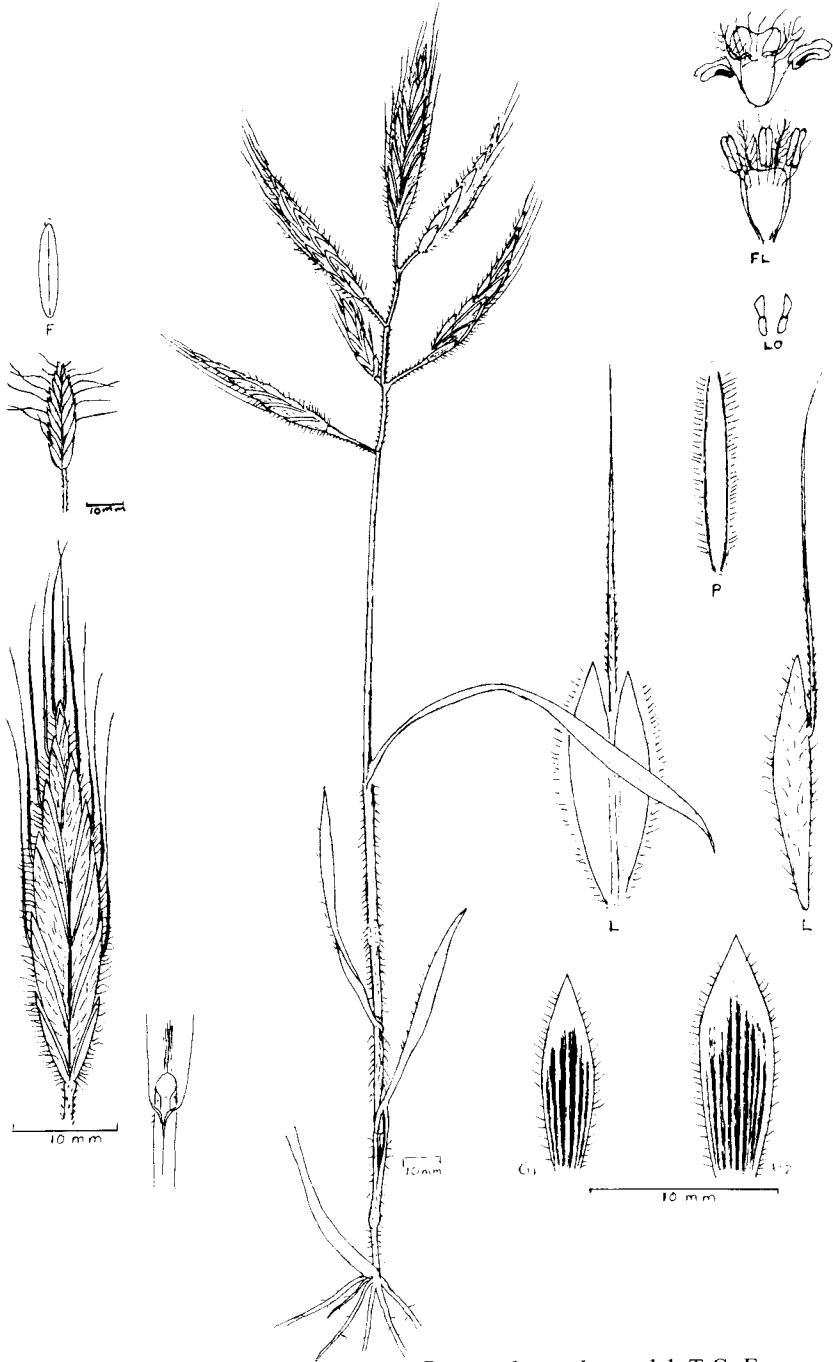
Bracts obtuse or rounded at tip; petals sordid-white; petals and ovary puberulous; (usually?) without prickles on petioles

and infl . . . . . *C. spinosa*

Bracts acute; petals pink (or white in cvs); petals and ovary glabrous; usually prickly on petioles and at bases of bracts

. . . . . *C. hasslerana*

Note that *C. spinosa* is spineless! -- but the ICBN will not allow us to change inappropriate or confusing names.



*Bromus lanceolatus* del. T.G. Evans © 1980

*Ecballium elaterium* (L.) A. Richard: Wyke (or Wick) Rocks, near Bristol (W. Glos.), Aug. 1980. D.E. Green. Det. EJC. Two large plants growing in cleared quarry working on sandstone cliff. "No other aliens in vicinity." The complete lack of tendrils and the fruit hanging from erect pedicels easily distinguish this Cucurbit. Although given as established in Br in *Flora Europae* 2, this is the first recent specimen that I have encountered. Mrs J. Swanborough visited this plant and also the *Sedum sexangulare* at ST 708.733, sited at the top of the cliffs there, which was "many, many years ago a large pleasure garden."

*Hypericum xylosteifolium*: Deciduous woods on limestone, Eaves Wood, Elmslack Well, Silverdale (W. Lancs.), GR SD/463.759, Aug. 1978. P. Jepson. BM Det. Dr N.K.B. Robson. Similar plants, probably the same species, occur at Burton Well, less than one mile from Eaves Wood, at GR SD/471.752. See *BSBI News* 24, p. 16, for the only other Br record. It is easily mistaken for *H. elatum*, but differs in growth habit, "being willowier and markedly stoloniferous, with different petals and sepals." See Vol. 2 of Bean (1973), pp. 423-4, for full description.

*Lathyrus clymenum* L. var. *articulatus* (L.) Arcang.: Casual in garden, Holbrooks, Coventry, West Midlands (v.c. 38, Warwick), summer 1979. J. Robbins, comm. Mrs P.J. Copson. K. Det. Kew. First county record. It set "huge, bean-like seeds." Often treated as a species, *L. articulatus* L., but the claimed characters do not always correlate, even in Europe (see *Flora of Turkey* 3:365). Most recent Br records of this complex are from bird-seed origin, but it occurred in fenugreek waste at Gravesend (W. Kent) last year — see *Wild Flower Mag.* 388:37.

*Olearia* × *haastii* Hook. f.: Self-sown, Weymouth harbour wall (Dorset), 1979. Dr H.J.M. Bowen. RNG. Very frequently grown in gardens, but good seed is apparently rare. I have no other records for this plant as an escape.

*Pulmonaria rubra* Schott: Hedgerow by road, Higher Stony Bank between Slaidburn and Tosside (Mid W. York), GR SD/745.538, May 1978. N. Frankland, comm. P. Jepson. BM. Det. D. McClintock, with the comment, "rarely gets out of gardens, but is not uncommon in them."

*Setaria geniculata* (Lam.) Beauv.: Although published records are scarce, this species is probably nowadays a fairly regular casual and not restricted to "port rubbish-tips" (C.E. Hubbard's *Grasses*, 1968, p. 369). In Hb. EJC are specimens from refuse-tips at Greenhithe (W. Kent), 1965; Callow Hill, near Egham (Surrey), 1968 and Godalming (Surrey), 1971, and from wool shoddy at Blackmoor (N. Hants), 1972. The first definite (det. CEH) record for Berks was in 1970 — Sidmouth Street, Reading, coll. M.V. Fletcher, comm. Dr H.J.M. Bowen. The Greenhithe gathering was det. CEH as "an exceedingly variable species, which has received very numerous names. This specimen appears to be one of the South American variants with very short bristles." It much resembles *S. glauca* "but is a perennial, with short hard creeping rhizomes, more slender panicles, and smaller spikelets (2-2.5 mm long)." T.G. Evans has meticulously depicted for us the plant from Brislington tip — see record in *BSBI News* 25, p. 17.





*Setaria geniculata* del. T.G. Evans © 1980

*Pontederia cordata* L.: Small pond by Hatchet Pond, Beaulieu (S. Hants), Aug. 1980. Rev. A.J.C. Beddow. Det. EJC. Three clumps at edge of the pond. Miss S.M. Hastings also independently found it, but considered it introduced, together with "a small-leaved water-lily." Pickerel Weed, in *Pontederiaceae*, from N. America is occasionally grown in water gardens; it is aroid-like in appearance, with spikes of blue flowers. It persists for years, but never seems to get fully naturalized in Br. Contrast this with its ally, *Eichornia crassipes* (Water Hyacinth), which is the scourge of tropical waterways blocking rivers and dams. Miss R.C. Sedergreen informs me that there are just two BM sheets of *Pontederia* from Br, as follows: (a) Near Wimborne (Dorset), Aug. 1949. Mrs W.M. Reynolds.  
(b) Eaton Ponds, near Witley (Surrey), 1955. O. Polunin.

C.D. Preston, now at BRC, tells me of post-1960 records from Salhouse Little Broad (E. Norfolk), S. of Dunmanus Bay (S. Cork), and "planted" at Wareham (Dorset). One further record comes from Dr H.J.M. Bowen, by an old gravel pit near Sandhurst (Berks), 1977. With it was *Sagittaria platyphylla* (Engelm.) J.G. Sm., sometimes treated as a var. of *S. graminea* Michx: this aggr has no previous Br records?

*Scandix stellata* Banks & Solander (*Scandicum pinnatifidum* (Vent.) Thell.): On gravelly waste bit of garden, not far from a bird-table, Shotesham, near Norwich (E. Norfolk), May 1980. Comm. E.L. Swann. Hb. EJC. Perhaps the first record since 1921, when it was at Brislington (N. Somerset). Contrary to Druce's *British Plant List* (1928), p. 49, it is native in S. Spain, Balkans, N. Africa and W. Asia (incl. Turkey). The pinnate bracteoles separate it from other *Scandix* spp. including *S. australis* which is described in the new BSBI *Umbellifers of the British Isles*, but for which I can trace no post-1930 records! – Help, please.

#### CORRIGENDA AND ADDENDA

Thank you to those members who reported my errors in *BSBI News* 24. *Chenopodium ambrosioides* (p. 14), at Brislington, was in N. Somerset; now Avon, not W. Glos. *Elaeagnus umbellata* (p. 16) is also known from near Kings Mills, as reported in DMCC's *The Wild Flowers of Guernsey*, p. 128. The *Pachyphragma macrophyllum* record (p. 18) from N. Somerset was first published in *Proc. Bristol Nats. Soc.* 31(1):29 (1965); more precisely, it was at Belmont, near Flax Bourton, "a well-established colony at edge of wood." No-one tells of its fate or continued existence. The comment by N.Y. Sandwith that "it is frequently grown in gardens" seems untrue, although it is featured in G.S. Thomas's *Plants for Ground-Cover* (1970), photo. 36, which is wrongly captioned as "*Cardamine asarifolia*". (An erratum note appears, after the first impression, on p. 135).

Under *Street Aliens* in *BSBI News* 25, p. 10, I should have quoted, of course, A.O. Chater, *The Street Flora of Central Aberystwyth*, *BSBI Welsh Region Bulletin* 21:2-17 (1974), in which 108 species are listed from 54 streets (cross-referenced to each other) and with 4 pages of discussion.

I would like to dedicate *Adventive News* 19 to the late Dr C.E. Hubbard who so very generously and enthusiastically not only determined countless alien grasses, but often supplied, in his letters, long and most informative notes on the species found. Such info. cannot be easily found elsewhere and was never published by CEH: I would like to assemble some of it together. Contributions, please, in good time for the next *News*. I will, of course, return any CEH letters loaned to me. Thank you.

ERIC J. CLEMENT, 13 Shelford, Burritt Road, KINGSTON-ON-THAMES, Surrey, KT1 3HR.

## PETASITES ALBUS

Not well known to many members, although adequately described in CTW; Stella Ross-Craig provides no illustration. Colin Ormerod whose excellent drawing appears on the cover of this issue, has kindly filled the gap, depicting his local colony, a large stand near the River Ribble, Clitheroe, Lancs. It flowers very early – on 12th February in 1980. Native over a wide range of central and N. Europe. Introduced and locally thriving in waste places, plantations etc. in Br.

## ADVENTIVE TIP SPECIES IN THE LONDON AREA

*For lack of space we had to omit a paragraph from Colin Hanson's article under this heading in BSBI News 25 p.18. Here it is now.*

The highest scoring sites were the vast London tips such as that near Barking, the soya bean waste tip at Stone, Kent, and my local often-visited tips near Ware and Hertford. Other tips visited over the decade were at or near:

W. Kent (V.c. 16) Aveley, Crayford, Greenhithe, Northfleet.

Essex (V.c. 18) Dagenham, Harlow.

Herts. (V.c. 20) Cole Green, Colney Heath, Hatfield, Hitchin, Hoddesdon, Park Street, Wheathampstead.

Middx (V.c. 21) Harefield, New Year's Green, Shepperton, West Drayton.

Bucks. (V.c. 24) Gerrard's Cross, Iver.

Beds. (V.c. 30) Luton.

*He also reminds readers that his list of 90 'rare' species is available on receipt of s.a.e. C.G. HANSON, 1 Coltsfoot Road, WARE, Herts.*

## FAGOPYRUM TATARICUM (L.) Gaertner AND OTHER PLANTS ASSOCIATED WITH GAME BIRD FOOD

A mixture sown among crops to provide food for game-birds often leaves a residual population in subsequent years.

In N.W. Kent the main constituents of this mixture are *Helianthus annuus* L. *Sinapis alba* L., *Fagopyrum esculentum* Moench, *Vicia sativa* L. subsp. *sativa*, *Phalaris canariensis* L. and *Linum usitatissimum* L.

Large quantities of the hardy perennial grass *Phalaris aquatica* L. have occurred in several areas this year. In a root crop at Fawkham, W. Kent I noticed also a considerable amount of *Fagopyrum tataricum* (L.) Gaertner this autumn. This other Buckwheat probably occurs as an impurity with the ordinary one. It is distinguishable at some distance from *Fagopyrum esculentum* by its large panicles of shining green fruits and insignificant, rather than showy flowers. The fruits turn dull brown, but are wrinkled not smooth, and have wavy edges. The leaves are usually broader than long.

J.R. PALMER, 19 Water Mill Lane, S. Darenth, DARTFORD, Kent, DA4 9BB.

## CYTISUS NIGRICANS L.

(= *Lembotropis nigricans* (L.) Griseb. subsp. *nigricans* in *Flora Europaea* 2:86)

A small colony of plants, some well established, growing on waste ground of the long disused Feltham marshalling yard, Middlesex (O.S. sheet 176, 1: 50,000 Second Series Nat. grid ref.: TQ 13.76 July 1980. P.J. Cribb and G.P. Lewis. Conf. R.M. Polhill, Royal Botanic Gardens, Kew..

Although *Fl. Europaea* gives *Lembotropis* generic rank Polhill [*Genisteeae* (Adans.) Benth. and Related Tribes (Leguminosae) *Bot. Syst.* 1:339 (1976)] prefers to keep it as a Section of *Cytisus* thus:

*Cytisus* L. Section *Lembotropis* (Griseb.) Benth. containing two species, *C. nigricans* L. and *C. emeriflorus* Reichenb.

*C. nigricans* is an erect shrub to 1 or 1.5 metres tall with twigs 45 cm or more long. The flowers are in terminal pseudoracemes, the tips frequently growing out again as leafy shoots (see drawing). The trifoliolate leaves are distinctly petiolate. The pedicels (flower stalks) have one linear, long-persistent bract (6). The flowers are bright yellow, quickly turning blackish when damaged or on drying. The wing petals of the flower (4) are shorter than the rostrate keel (3) and the standard petal (2) becomes completely reflexed in older flowers. The linear-oblong legume (8) is appressed pubescent.

The species flowers in its first year, the flowering period being from the end of June until late August (occasionally into October). The plants are reported to produce copious seed and certainly at Feltham there are several new seedlings growing quite vigorously, but the plants are also recorded as being short lived.

The common name of the plant is the 'Black-Podded Broom' although the species name *nigricans* (meaning blackish) may also refer to the black stems of the shrub or to the fact that the flowers dry to black.

*Fl. Europaea* gives the range of the species as "C. and S.E. Europe extending North Eastwards to C. Russia".

*C. nigricans* is said to have been introduced into England in 1730, becoming quite popular with several nurseries and gardens in the late 18th, early 19th century. It is now less commonly cultivated in this country.

The species has twice been figured as a plant of horticultural interest [refs. *Botanical Magazine*, Vol. IX, Tab. 8479 (1913) and *Botanical Register*, Vol. X, t 802 (1824)].

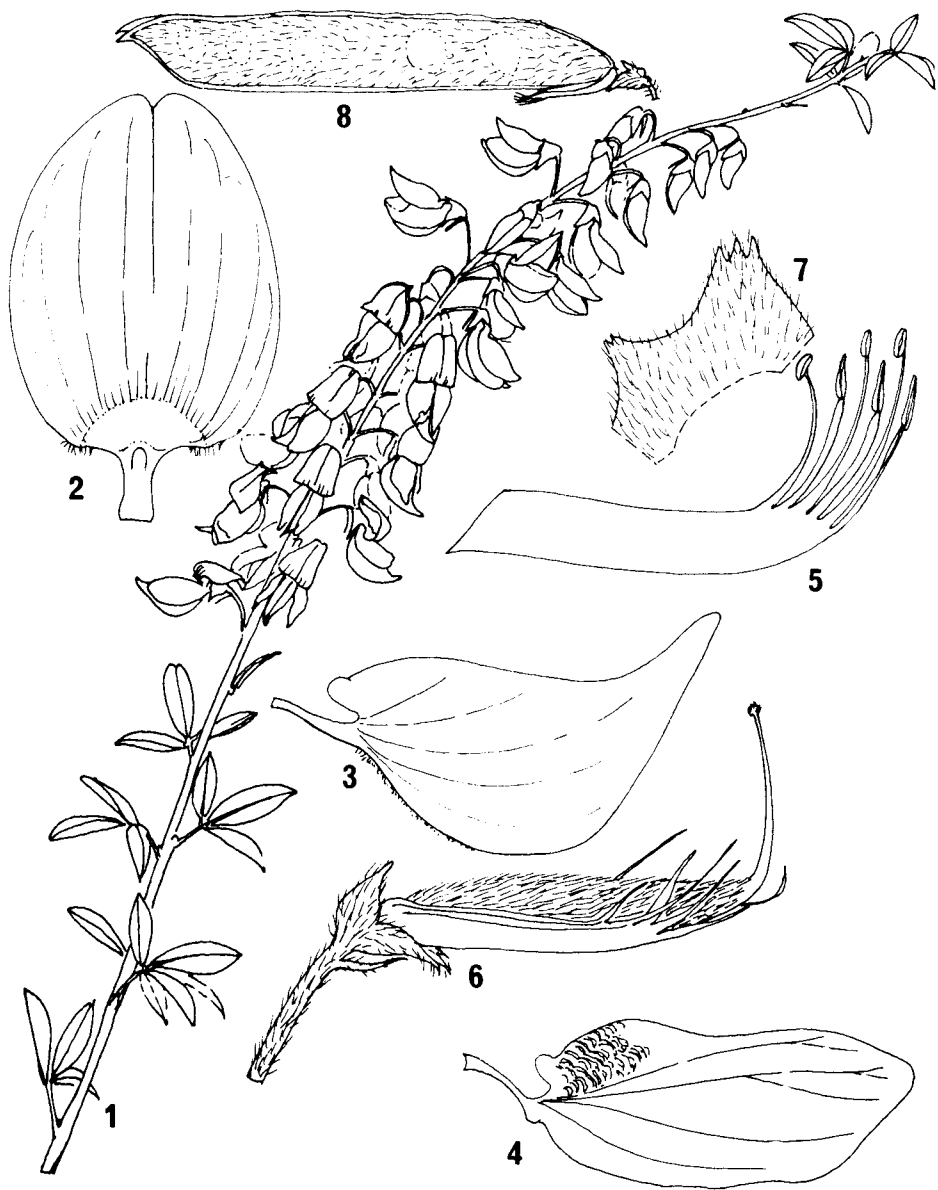
In the Herbarium, R.B.G. Kew there are voucher specimens of the species cultivated in the gardens at Kew in 1881, 1935 and 1936.

There are, apparently, no previous records (a previous record exists in *Wild Flower Mag.* 364:29 (1972) — on waste ground at Forstal, Kent, EJC.), of the plant having escaped from cultivation. It seems most likely that the colony at Feltham is the result of a recently self-sown plant (one specimen is more robust than all the others) that has its origin in a nearby garden or nursery (? the seeds may have been dispersed by ants).

(1) Inflorescence (× 1); (2) Standard petal (× 6); (3) Keel petal (× 6); (4) Wing petal (× 6); (5) Stamens (× 6); (6) Pistil and remnants of stamens still attached to calyx. Note bract on flower stalk (× 6); (7) Calyx (opened out) (× 6); (8) Mature pod (× 3).

(1-7) drawn from living material from Feltham, (8) from herbarium specimen: Tauscher s.n. collected in Hungary.

G.P. LEWIS, Herbarium, R.B.G. Kew, Richmond, Surrey. August 1980.



*Cytisus nigricans* del. G.P. Lewis • 1980

## THE CROYDON NATURAL HISTORY AND SCIENTIFIC SOCIETY

The Society was founded, as the Croydon Microscopical Club, in 1870, but within ten years its name changed to the Croydon Microscopical and Natural History Club with botany of all kinds included amongst its members' activities. Its present name was adopted in 1901 and now includes students of archaeology, geography, geology, local history and industrial archaeology as well as natural historians amongst its 750 members.

A geographical territory for detailed study had effectively been adopted within the first 15 years, and formally designated, as the Regional Survey Area, about 1912. Much co-ordinated field work and search amongst manuscript and printed sources, in the 1920s, including pioneer studies of land use and of ponds and streams, lead to the publication of the first instalment of sheets of the Atlas of Croydon and District in 1936. The Society's continuous "Proceedings" have been published continuously since the Microscopical Club's First Report, in 1871. Current publishing policy provides for an ambitious programme to be carried forward within reasonable financial bounds. Sales make a healthy contribution towards meeting the costs of production, and the publication of a profit-earning series of popular, illustrated local history books has helped to subsidise the printing of more specialised papers.

Like many such bodies, the Society's accumulated library and museum collections have, during the last decade, been thoroughly overhauled and brought up to acceptable, professional, standards. Very considerable proportions of the available funds, with some grant aid, are devoted to stocking and running the museum and library, the latter being strong in botanical works, including local topographical and botanical literature, county floras, taxonomic works, periodicals etc. Substantial map holdings, geological literature, and local history sources, assist research into all aspects of particular sites and their past management – another advantage of being such a broadly-based Society.

The museum collections include H.F. Parsons' and others' herbaria, divided into Surrey and general British collections. The museum building is a hive of activity, although because of restricted space it is currently usable only for curation and research, rather than educational work or public display. Material and literature of interest to the palaeobotanist is also held. Croydon has, regrettably, no public museum service and, indeed, the Society carries on its work with relatively little material assistance from the local authority.

The Society's Museum Service was proud to be asked to take the initiative in establishing a Biological Records Centre for Surrey. If current negotiations with relevant county and national bodies are successful, it is hoped that accommodation near to, or associated with, our own library or museum collections can be found, enabling these invaluable resources to find a role in support of natural history in the county as a whole.

Besides its publishing, library and museum work, the Society organises indoor meetings, excursions (there is a meeting of some kind every two to three days!), and field work. The Botany Section is currently engaged in the third year's work on a Plant Recording Scheme, inaugurated to commemorate the Section's centenary, and to supplement, update and correct Lousley's *Flora of Surrey* (1976). The First Report of this scheme, for 1978, is now published in the Society's Proceedings. (Copies of this Report are available from the Society at the address given below at 50p. incl. postage). This work, and the Reports, also extends into the Kentish part of the Society's area. Totals of over 200 plants from 36 tetrads are mentioned in the Report, and over 800 of the 1,000 or so species recorded in the *Flora of Surrey* have been found, as well as a few not previously recorded.

The Society's Botany Section has a distinguished history in plant recording, and has had as active members such men as C.E. Salmon, H.F. Parson, D.P. Young and C.T. Prime. Close working links are maintained with the Kent and Surrey Trusts for Nature Conservation; the Surrey Flora Committee; the Holmesdale Natural History Club; the London Natural History Society; the Parks Departments of the London Boroughs of Bromley, Croydon, Sutton and Merton; the Nature Conservancy Council's regional officers and others. It has also been associated with the Botanical Society of the British Isles, and its predecessors, and other such national bodies, and holds long and virtually complete runs of their publications.

It is hoped that, in addition to straightforward plant recording, it will be possible in future, in association with the Surrey Trust, to research the general natural history of selected important sites, with a view to publication to a high academic standard. A number of such studies have already appeared, and others are currently in preparation or at the planning stage.

PAUL W. SOWAN, Director & Sec., 96a Brighton Rd, S. Croydon, Surrey, CR2 6AD.

## LETTERS

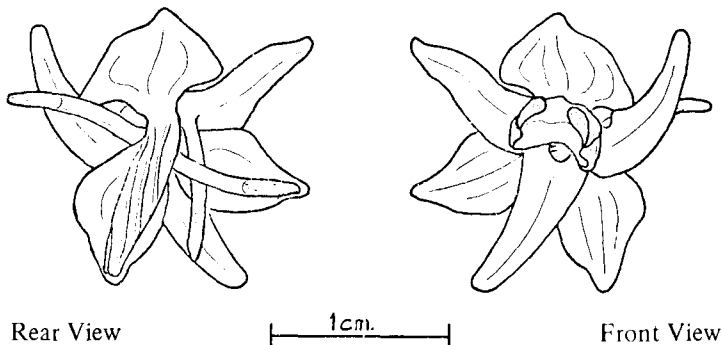
### A TRANSITIONAL ABNORMALITY IN *PLATANHERA CHLORANTHA* Cust. ex. Rchb.

During early July this year on the Isle of Skye, an abnormal plant of *P. chlorantha* was photographed growing on a roadside verge near Camastianavaig. Only one of a group of five plants was as follows:- Plant 300 mm high with a spike 60 mm long containing 17 florets. The lowest five florets each with three equally fully developed Lips and Spurs, (see drawing) the largest floret being 16 mm dia; the middle five florets with two equally developed Lips and Spurs; the top florets being of normal form. The largest leaf was 45 x 170 mm, the other leaf being only 1/3 the size.

Associated spp. were:- *Calluna*, *Anthoxanthum*, *Cynosurus*, *Lotus corniculatus*, *Potentilla erecta*, *Plantago lanceolata*, *Galium saxatile* dominated by *Pteridium*. Other Orchid spp. in the vicinity were *Platanthera bifolia* and *Gymnadenia conopsea*.

Perhaps the complete spike was involved in similar abnormalities referred to in the following: Godfrey 1933 *Native British Orchidaceae* p. 136; Summerhayes 1951 *Wild Orchids of Britain* p. 38

B.R. FOWLER, 84 Woodthorne Road South, WOLVERHAMPTON, WV6 8SL.



## WAYFARING - TREE

I now have three records of late flowering by *Viburnum lantana*, viz. Icknield Way, Lewknor, Oxon, September 1965; Beacon Hill, Lewknor, Oxon, September 29th, 1968; and Middle Assendon, Oxon, August 29th, 1980. I can find no reference to this in the literature. Has anybody else noticed it, in or out of the Chilterns ?

RICHARD FITTER, Chinnor, Oxon, September 5th, 1980.

## HERBARIUM LABELS AND INDEX

Referring to Robin Stevenson's plea for a standard herbarium label combined with an index card, I have serious doubts whether such a label would find general acceptance and whether it would fulfill modern information needs. This is not to deny the attraction of Mr. Stevenson's idea, but we must consider the limitations that might curtail its usefulness if it were adopted and put into practice.

The following remarks are based upon experience gained in cataloguing more than 20,000 herbarium specimens.

A standard label can restrict the amount of information recorded because of its limited size, and because only a few headings are prescribed on it. Full documentation requires an A5 (210mm x 148mm) record form, which is too large in the original to be used as a herbarium label. However, used as a written record to accompany a specimen, such a form can be devised so that a reduced version can be printed in 12-point typeface from an office word-processor or mini-computer.

The use of a carbon copy index card is restricted by the fact that a set of cards can be arranged in only one sequence, e.g. by Dandy number *or* by grid square *or* by vice county, etc. Finally, the introduction of a standard label of conventional type would not resolve the greater problem of making available existing herbarium data.

With the latter objective in view a project to catalogue all our British vascular plant specimens has been in progress at Birmingham City Museum (BIRA) since June 1979. It involves firstly, transcribing the original collector's labels and annotations on to a standard form arranged by subject headings and secondly, typing into a computer keyboard to permit automatic sorting, selection, arrangement and printing of catalogues and indexes. A full account will be published in due course (computer input will finish in June 1981), but readers may like to know that our standard form is size A5 and contains no less than 20 headings. This is necessary to accommodate the miscellany of information that the nineteenth century collector recorded and the additional data needed to create a modern biological record. A copy of this form can be supplied on receipt of a stamped addressed envelope.

The system we are operating would very easily deal with the accession of new specimens and the mini-computer in use here offers far more versatile indexing than any carbon duplicate. On printing-out from the mini-computer (in typeface quality equal to electric typewriter), the data can be neatly condensed to label size while at the same time producing multiple copies as index 'cards'.

I would suggest adoption of record forms printed in books on tear-out pages with interleaved carbon for the collector to retain. Initially however, some tried and tested schemes should be examined to discover the best formula for recording.

DR B.A. SEDDON, Keeper, Nat. Hist. Dep't, City Museums and Art Gallery, BIRMINGHAM B3 3DH.



# REQUESTS

## AM SINCKIA IN BRITAIN

Since requesting information in BSBI News 25, I have received many more *Amsinckia* records from numerous correspondents. These records confirm that the principal vice-counties in which *Amsinckia* spp. are established as arable weeds are, E. Suffolk (v.c.25), E. Norfolk (v.c. 27) and S.E. Yorks (v.c. 61). To a lesser extent the plants are established in S. and N. Lincs. (v.c.'s 53 and 54), W. Suffolk (v.c. 26) and W. Norfolk (v.c. 28). Isolated recent records exist for other vice-counties in E. England, but it is not yet clear to what extent *Amsinckia* spp. are established there. Further records would be very welcome.

Outside E. England, it appears that *Amsinckia* is well established in two areas, in East Lothian (E. Scotland) and Wiltshire, and in both cases have been there for at least 25 years.

Because of the potential interest of these two colonies I have decided no longer to restrict my survey to E. England, and therefore would like to repeat my request for records and/or specimens of *Amsinckia* from anywhere in Britain. Specific localities in E. Scotland or Wiltshire would be of particular interest. As before, I will gladly refund postage.

I should like to thank the very large number of people who have readily provided information, and in particular Miss J. Gibbons, M. Grace, Mrs. E.M. Hyde, Mrs. K.L. Jefferies, P.W. Lambley, Peter Lawson, T.F. Medd, Miss J. Muscott, M.G. Rutherford, F.W. Simpson, E.L. Swann, Mrs. I. Weston and John Winham.

MARK HYDE, Parkside, Woolverstone, IPSWICH, Suffolk, IP9 1AR.

### ABNORMAL ANACAMPTIS PYRAMIDALIS

Further to the letter from A.G. Hoare in *B.S.B.I. News* No. 24 in July this year, I found a plant of *A. pyramidalis* conforming exactly to his description of var. *emarginata*, although the flower was considerably paler than that of normal plants.

I considered the possibility of its being a hybrid, but rejected the idea when a second plant was found with a most unusual appearance. One side of the inflorescence had florets with lips of the emarginate type, while those on the other side were normal. Are these abnormalities the result of some genetic upset, a 'sport' perhaps?

I would like to mention yet another form of *A. pyramidalis* that appeared in the same colony this year. Here, the central part of the lip was two-lobed and the guide plates absent or very rudimentary. All the florets in this specimen were 'upside-down', (a character sometimes found in normal plants), and the clasping leaf-like bracts on the upper part of the stem were deep pink, the same colour as the flower.

None of the above described plants showed any signs of hybrid vigour, the first two were of normal size and height, while the third was somewhat shorter and weakly.

I have transparencies of all three plants which were growing on the Nature Reserve at Noar Hill, Selborne. Associated Orchid species of interest were: *Gymnadenia conopsea*, *Dactylorhiza fuchsii*, *Coeloglossum viride*, *Herminium monorchis*, *Ophrys apifera*, *Listera ovata*.

I should be most interested to hear if anyone has found plants similar to these, and any comments on var. *emarginata* would be welcomed. It will be interesting to see whether any of these three types re-appear next year.

STEPHEN POVEY, Dorton Cottage, Selborne, ALTON, Hants. GU34 3JN.

### *SAXIFRAGA GRANULATA*

I am currently undertaking a postgraduate research project on the taxonomy of Meadow Saxifrage, *Saxifraga granulata*.

*S. granulata* is highly polymorphic. In Northumberland, for example, there are at least three distinct races: (1) in open grassy sward in the Cheviots; (2) as a component of the vernal ground flora in dene woodlands; and (3) on doleritic outcrops of the Whin Sill. These populations are morphologically distinct and differ considerably in their life cycles.

In order to adequately describe the variation in *S. granulata*, I need small samples from large populations representative of a diversity of habitats throughout its range. I should greatly appreciate any six figure grid references of *S. granulata* sites, especially of populations in contrasting habitats or with plants of unusual appearance. Copies of recent unpublished county distribution maps, and general observations of habitat preference, life cycle etc., would also be of interest.

DAVID STEVENS, Department of Plant Biology, The University, NEWCASTLE UPON TYNE, NE1 7RU.

### *SALVIA* spp.

I am preparing the Biological Flora of *Salvia pratensis* L. and *Salvia horminoides* Pourr. (CTW nomenclature), and I would appreciate hearing from anyone who has any information on the biology/ecology/distribution of these or any other species of *Salvia* in Britain. Where populations are known or suspected to be introductions, it would be helpful if this could be mentioned. Postage will be refunded.

Please send all information (with six figure grid reference) to: JOHN HOLDEN, Department of Biological Sciences, City of London Polytechnic, Calcutta House, Old Castle Street, LONDON E1 7NT.

### RENDLE'S "CLASSIFICATION"

Would any reader who has a copy of the two-volume "Classification of Flowering Plants" by A.B. Rendle be willing to offer it to a student? If so please get in touch, stating price, with:

G.P. AYLETT, Queens College, CAMBRIDGE, CB3 9ET.

### SURREY BIOLOGICAL RECORDS CENTRE (v.c. 17)

This Records Centre is being established as an independent Library Unit by the County Council at Leatherhead. Information on the existence of collections, records and notes in out-county establishments would be gratefully received so that the records held can be as complete as possible, and any notes concerning unpublished information or descriptions re v.c. 17 would be especially welcomed. Ideally the information should state quantity, date and quality of material and the "degree of risk" it might be regarded as being under, e.g. "seen in damp basement of unheated outbuilding at 'X' museum" would obviously suggest a considerable degree of risk.

It is also necessary to raise money for equipping the Centre and to match the Grant-aid offered by the Area Museums Service for S.E. England (on a 4:6 basis). It is hoped to raise £5,000 by the beginning of April. Please reply to:

SURREY BIOLOGICAL RECORDS CENTRE, Biology Centre, Chipstead Valley Road, COULDSON, Surrey.

## JUNIPERS ON CHALK

Wanted for comparative study of the subspecies of *Juniperus communis*, cuttings for propagation from plants growing on *English* chalk. Please send half-ripened shoots, about 6 inches (15cm) or more in length in a polythene bag with a sprinkling of water, (postage will be refunded) to:

Miss Alison Rutherford, Rosslyn Cottage, Church Road, Rhu, HELENSBURGH G84 8RW.

## FOSSIL FOOTPRINTS FLORA

The short note in *News* 25 on the work of P.D. Moore and Harper et al provided me with some provoking thought, and prompted this request.

In co-operation with Prof. Shotton and other specialists, an ongoing programme of work on the palaeoenvironments of the (Warwick) Avon Valley river deposits is in hand. A pollen spectrum from No. 3 terrace at Wick, Worcestershire shows uniquely high quantities of *Plantago* spp. (41% of herb. pollen. comm. Dr J. Tallis: Manchester) from shallow pool sediments associated with remains of *Hippopotamus* (det PFW).

The order of age is likely to be 100,000 + years (i.e. Ipswichian). Could vertebrate trampling produce the key to explain the apparent dominance of *Plantago* at this site? Prof. West has referred to locally high percentages of *Plantago* in spectra of various ages; at Lexden (? also Ipswichian, see West in Shotton et al *Essex Nat.* 1962) *Plantago* pollen was regarded as high at 8.0%

I would be pleased to hear from anyone with knowledge of the humic/mineralogic status of soils colonised by *Plantago major*, or *P. media*, since great dominance does not appear to be reached in 'cold' environments where macro-vertebrates also prevail.

P.F. WHITEHEAD, 'Moor Leys', Little Comberton, PERSHORE, Worcs. WR10 3EP.

## BARBAREA spp.

Seed, or seedlings of *Barbarea intermedia* or *B. verna* with localities specified, required (postage refunded) by:

DR G. HALLIDAY, Dep't of Biological Sciences, The University, Bailrigg, LANCASTER.

## EDITOR'S REQUEST

When in 1972 *BSBI News* first appeared, it was referred to, even by its Editor, as "The Newsletter," though, to be sure, it was never published in letter form. But the name caught on and still persists, despite the fact that it is registered with the International Standard Serial Numbering scheme (ISSN) under its official title of *BSBI News*. Would members therefore please discontinue the designation "Newsletter" in favour of its correct title.

## PHOTOGRAPHY FOR PLANT IDENTIFICATION – Part 2

by D.M. Turner Ettlinger

“Fill the (viewing) frame” is the maxim to be observed. A special “Macro” lens is the best way of achieving this – it has an integral focussing mechanism which will go down to Repro Ratios of 1:2 or 1:1. and the special computations will keep definition good even at those ranges. Macro lenses made by the camera manufacturers tend to be very expensive; it is better to get one from an independent lens maker – e.g. Tamron, Vivitar or Panagor. By buying a camera body without lens and then adding an “independent” Macro, the cost is reasonable.

The traditional way of lengthening the focussing range of an “ordinary” lens is by extension tubes inserted between lens and camera body. These have their defects – ordinary lenses do not give the best results when extended in this way, and the tubes for modern bayonet-fitting lenses are no longer cheap. The use of extension bellows is similar, but less convenient. Another method is to add supplementary lenses to the front of the main lens, but they impair the definition, at least when using the usual simple-meniscus type. However, it is possible to buy from accessory firms, some supplementary lenses of more complicated cemented-achromat construction, and these are much better, even up to powers of +10 dioptres (which will give c. 1:2 reproduction. “Tele-extendors” or “tele-converters” double (or occasionally treble) the focal length of the lens, but still keep the original focussing range. Thus a 50mm lens which will normally focus down to, say, 18 inches, will still do so when a converter is fitted. But in this case the effective focal length is now 100mm, so the repro ratio is doubled. Definition with a converter fitted is usually noticeably worse at long ranges, but less so when used close-up. I have seen some fine insect-photographers using a combination of converters and extension tubes. Finally, a recently-introduced gadget, the Panagor Macro Converter, consists of a variable-power converter, specially computed for close ranges. It has been well reviewed in the photographic press and should be very suitable for the person who wants occasional good-quality close-ups (down to 1:1).

**Depth of Field.** When a lens is focussed on a particular object, some things, in front of and behind that will also appear sharp. How far this “depth of field” extends depends on the aperture (“f” number) of the lens and on the actual range itself. For a whole plant at, say, 3 feet f8 will be good enough; if you use f16, the extra depth of field will make the unimportant background distractingly sharp. For an extreme close-up, however, f8 will give insufficient depth to cover even one small flower, and f16 or f22 will be required. Insufficient depth of field in close-up photographs is a very common fault.

**Flash.** The modern electronic flash has an effective speed quite fast enough to prevent any camera-shake problem. The amount of light produced is enough (often more than enough!) for the small apertures used at close ranges, thus solving the depth-of-field problem also. Its disadvantages are that the colour tends to be “cold” (a pale pink “1A” filter on the lens is advisable). Also, because the actual discharge tube which emits the light is so small, the shadows are sharp-edged and results can be very contrasty if a single flash-head is used to one side of the lens axis. Furthermore, since the illumination falls off rapidly with increasing range, (2 x the range gives  $\frac{1}{4}$  illumination), backgrounds tend to be under-exposed or even black – unaesthetic, though of no consequence in identifying the foreground plant. Finally, the “computer” flash sets which automatically give the correct amount of light for the set aperture, do not operate well at close ranges, so one needs to do some sums to work out the correct exposure; in practice, these sums can be done in advance and a pre-calibrated table of exposures/ranges prepared.

manufacturers' exposure tables are rarely much use in close-up situations, except as a rough guide for one's own calibration tests.

For close-ups (Repro ratios of, say, 1:3 and closer), the best lighting for identification purposes is undoubtedly the Ring Flash, where the discharge tube is arranged in a ring around the lens itself. Results are virtually shadowless. Though there is good modelling at close ranges, at longer distances results are often unacceptably flat. Less expensively, one can arrange two small normal flash sets, one each side of the lens and affixed temporarily to a lens-hood, result being very similar. The only trouble is that even the very smallest ordinary flashes are often too powerful, and one should attach diffusers such as layers of white handkerchief or pieces of perspex with their surfaces ground; there is at least one commercial type of diffuser (the "Softouch") which works well.

Using an ordinary flash set held (or mounted on a bracket) away from the lens, some 30° – 45° to the side of and above the lens axis, gives good modelling at all ranges, but there is a need for a reflector, or another weather flash as a fill-in, to give detail in the shadows; for close-ups, a piece of white card, held at an appropriate angle (the other side of the plant from the flash), will make a satisfactory reflector.

#### AN ARACHNOLOGIST'S VIEW OF BOTANY

*Extracted from the newsletter of a South of England Naturalists Trust whose members take it in turn to write up the account of field meetings.*

As August is not a particularly good time of the year for spiders, it was rather a disappointing trip for the more intelligent naturalist. However, the sun shone and John took us through a beautiful field of golden corn bedecked with bright red poppies. Proudly, in the centre, stood – a gigantic walnut tree!

Throughout the walk, various people were making astonishingly enthusiastic noises over the most ordinary looking plants, including that dreary herbage the orchid. How this humdrum collection of insignificant flora can arouse such attention I'll never know. We did see one attractive species that, I'm told was the Pyramidal, but it is so colourful that they will probably throw it out of the orchid family as being too ostentatious.

Yvonne assures me that she saw eighteen different types of butterflies which are listed below. I saw about three myself. Yvonne says that some of them are rarely seen and appeared very proud of herself.

One good thing about the walk was that we were not pestered by birds. Hardly one was seen all day. Andrew Guest did his 'clever Dick' bit at lunchtime by identifying different birds by the noises they were making. I say noises, as 'song' is altogether the wrong word for that cacophony. The American humourist Robert Benchley, who was of the same opinion, stated that, until science proved him wrong, he was sure they made that dreadful row because they had a headache.

MARY BRIGGS

#### BSBI NEWS 27

Contributions intended for publication in this issue  
must reach the Editor

BEFORE 17th FEBRUARY 1980

# APPEALS

## THE LIZARD AND AVON GORGE

Bristol University has launched two appeals for conservation management studies of the unique assemblage of plant life at the Lizard, Cornwall, and the Avon Gorge, Bristol. In each case £45,000 is needed to engage for three years a skilled botanical worker and an assistant to concentrate on such studies.

At **THE LIZARD** there are nearly 40 rare and uncommon plants of which 16 are listed as Threatened Species while four additional Threatened Species are feared already lost from the Lizard Flora and a further four rare or uncommon plants may have died-out since the war. These losses are due largely to the decline in rough grazing, lack of use or over-use of the ancient trackways, tourist pressure on sand-dunes and the prevalence of disastrous summer heathland fires as well as to habitat destruction. The Appeal will also support conservation studies of the unique vegetation and soil types and the publication of an Atlas of the Rare and Uncommon Plants and a fully illustrated book on the history and present status of plant life at the Lizard.

The **AVON GORGE** supports three endemics, namely *Sorbus bristoliensis*, *S. wilmottiana* and *Ophrys x pietzchii*, as well as one Protected Plant, nine other Threatened Species and some 20 rare and uncommon plants. Many are endangered by scrub development following the cessation of sheep grazing in the mid-1920's and myxomatosis of the rabbits. Alien trees and shrubs, mostly evergreens, have invaded the Gorge and are shading-out some of the rarities. The recent removal of dangerous rocks has caused habitat destruction and damage to several rare plant populations although the University's Rare Plant Rescue efforts minimised the potentially disastrous effects. The University's plan to plant the roof of the tunnel at present being constructed over the Portway with rare Gorge plants and grasses has been willingly accepted by Avon County Council. The Appeal will also support the publication of a fully illustrated book on the past and present plant life in the Gorge with its long history of botanical records from 1562.

H.R.H. Prince Charles, Duke of Cornwall, expressed his generous support of the Lizard Appeal while His Grace The Duke of Beaufort in contributing to the Avon Gorge Appeal described it as "this excellent cause". Sir Ralph Verney, Chairman of the Nature Conservancy Council, in announcing a donation of £4,500 said, "Although these are difficult times, the NCC must support this excellent work. The Lizard Appeal deserves the widest support".

Please send donations, made payable to the "University of Bristol", to DR LEWIS FROST, Botany Department, Bristol University, BRISTOL, BS8 1UG, who will gladly send full particulars of either Appeal on request.

## CATCOTT HEATH

A leaflet in which an appeal is made for £18,400 for the purchase of 18 acres on Catcott Heath is enclosed with this issue of *BSBI News*. All members are earnestly requested to respond to this appeal and to spare a donation towards saving a further remnant of these important wetlands. Soon there will be very little left. Donations should be sent to: THE SOMERSET TRUST FOR NATURE CONSERVATION, Fyne Court, Broomfield, BRIDGWATER, Somerset.

Your help is **URGENTLY** needed.

**Tips**

On page 19 paragraph 3 the first line should read:  
(b) *Frequent species* (on between 25% to 50% of the cards).

**from A.L. Grenfell**

In my note on aliens at Brislington Tip (p. 18) *Dipsacus pilosus* L. should read *Dipsacus sativus* (L.) Honckery. I am indebted to Captain R.G.B. Roe for pointing out that the Fullers' Teasel is still cultivated in Somerset and sometimes escapes, although not persisting in the wild. Also that neither *Eruca sativa* nor *Amaranthus standleyanus* were new to v.c. 6: the latter having been twice previously recorded under *Amaranthus vulgatissimus* Speg.

**Slips**

Apologies to Tom Cairns, Secretary of the CoEnCo Wildlife Link Committee for the printer's slip which mis-spelt his name in *B.S.B.I. News 25*.

**No 'L'**

The Editor cannot explain how *Dactylorhiza* came to be printed four times on pp 22 and 23 without its "l". Apologies all the same. Also, as Mary Briggs pointed out *Ophioglossum vulgare* in the first paragraph of her Hon. Gen. Sec's Notes should have been *O. vulgatum*.

---

## STOP PRESS

---

**Nature in Parliament**

At the time of going to press, it is anticipated that a WILDLIFE AND COUNTRY-SIDE BILL will be going through Parliament during this current session. BSBI members are asked to contact their local Trust for Nature Conservation to find out how best they can support the conservation of flora and habitats by legislation introduced through this Bill.

*BSBI NEWS 27*

Contributions intended for publication in this issue  
must reach the Editor

BEFORE 17th FEBRUARY 1980

# CONTENTS LIST

<b>ADMINISTRATION</b>	
Administration	2
Permanent Working Committees	2
<b>HON. GEN. SEC'S NOTES</b>	3
Congratulations	3
New threat to wildlife	3
Italian nature trail	4
Weed seedlings	5
C. for N. Leaflets	5
Hieracium specialist dies	5
Algal alert	6
<b>PERRING'S PIECE</b>	7
Changes of Recorders	7
BSBI Publications	7
<b>PRESIDENT'S MESSAGE (Problem Solving)</b>	9
Live trees replace D.E.D.	9
<b>NOTICES</b>	10
Water plants (conference)	10
<i>Flora of Uig</i> (Lewis)	10
<i>English names of wild flowers</i>	10
<i>Flora of Derby</i> (Supplements)	10
BM Keys and reprints	11
<i>Living in a Wild Garden</i>	11
<i>Reed Grove</i> (Nature reserve film)	11
Suffolk Nat. Res. Open days	11
Greek tour	11
<b>ALIENS and ADVENTIVES</b>	12
Adventive News 18	12
<i>Petasites albus</i>	19
Tips in London area	19
<i>Fagopyrum tartaricum</i>	19
<i>Cytisus nigricans</i>	20
Croydon Nat. Hist. and Scientific Soc.	22
<b>LETTERS</b>	23
Wayfaring tree	24
Herbarium labels and index	24
<b>REQUESTS</b>	25
<i>Amsinckia</i> in Britain	25
Abnormal <i>Anacamptis pyramidalis</i>	25
<i>Saxifraga granulata</i>	26
<i>Salvia</i> spp.	26
Rendle's 'Classification'	26
Junipers on chalk	27
Fossil footprints flora	27
<i>Barbarea</i> spp.	27
Editor's request	27
Photography for plant identification (pt 2)	28
An arachnologist's view of Botany	29
<b>APPEALS</b>	30
The Lizard and Avon Gorge	30
Catcott Heath	30
Corrections to <i>BSBI News</i> 25	31
<b>STOP PRESS</b> - Nature in Parliament	31

---

All text and illustrations appearing in *BSBI News* are copyright and no reproduction in any form may be made without written permission from the Editor.

"*BSBI News*" (ISSN 0309-930X) is published by the Botanical Society of the British Isles. Enquiries concerning the Society's activities and membership should be addressed to :-

The Hon. Gen. Sec., BSBI, c/o Botany Dept, British Museum (Nat. Hist.), Cromwell Road, London SW7 5BD.

Printed by Suffolk Offset, 50 Victoria Street, Felixstowe Tel. 77117